

MANUAL WELDING

PRODUCT CATALOGUE



2024





KEMPPI OY GROUP SALES
SUBSIDIARIES



DISTRIBUTORS



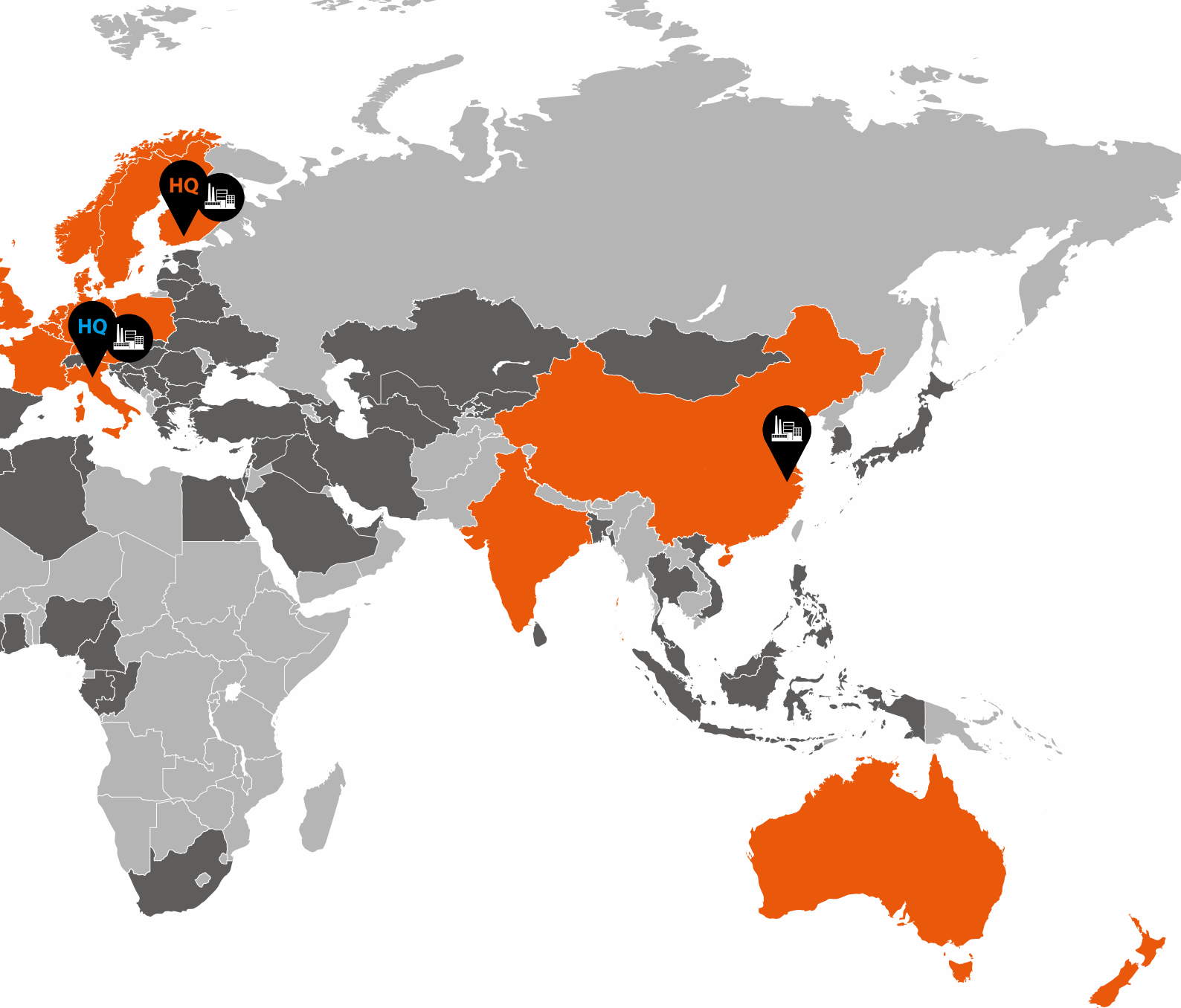
HEADQUARTERS, KEMPPI OY



HEADQUARTERS, TRAFIMET GROUP SPA



PRODUCTION PLANT



KEMPPPI

Globally local

Kemppi business operates all around the world. The company headquarters and main production units are located in Finland. Kemppi sales organisations have been established in Finland, Sweden, Norway, Denmark, Germany, France, United Kingdom, Netherlands, Poland, Australia, Italy, India and China. Kemppi also has representatives in more than 60 countries, responsible for country based product distribution, sales and customer service.

For a full list of Kemppi sales companies, distributors and dealers, visit www.kemppi.com



Contents

MIG/MAG welding	6
MinarcMig Evo	7
Kempact RA	11
Master M 205, 323	17
Master M 353, 355, 358	23
X5 FastMig, X5P FastMig Pulse	29
SuperSnake GTX	41
X8 Mig Welder	45
X8 SuperSnake	53
TIG welding	56
MinarcTig Evo 200, 200MLP	57
MinarcTig 250, 250MLP	61
MasterTig 235, 325, 335, 425, 535	65
MMA welding	72
Minarc 150, 220	73
Minarc Evo 180	79
Master 315	83
Master S 400, 500	89
Gouging	92
KempGouge ARC 800	93
Equipment validation	96
ArcValidator	96
Application software	98
MAX processes	98
Wise processes	100
Welding procedure specifications	102
Universal WPS	102
Welding management software	104
WeldEye	104
ArcVision	107
Accessories	109
Wire feed mechanism consumable kits	111
Remote controls	114
Ancillary products	115
2-wheel transport units	118
4-wheel transport units	119
Contact information	121
Special symbols	123





MinarcMig Evo

An adaptive tool for the mobile welder

- Precise weld quality and arc ignition
- 200 A / 170 A of MIG/MAG welding power from a 16 A supply
- Choose either Automatic or Manual model
- Use with Fe, Fe FCW, Ss, Al, CuSi filler wires, 1 kg and 5 kg spools
- Just set the plate thickness and weld with 200 A model
- Large graphical display guides the user
- Designed for use with long 100m+ supply cables
- 3-meter gun, cable set and carrying strap included
- Suitable for mains network or generator use
- Designed and manufactured in Finland
- 3 year warranty

Easier welding than ever

MinarcMig Evo machines pack huge MIG/MAG welding capacity and quality into a portable, compact size. Choose from either 200 A or 170 A models, delivering welding power at 35 % duty cycle from a 16 A, 1-phase mains supply. MinarcMig Evo delivers premium results wherever your work takes you.

MinarcMig Evo 200 offers Automatic and Manual mode set-up for precise welding quality and arc ignition, monitored and controlled by Kempfi's adaptive arc regulation system. MinarcMig Evo 170 offers manual setting only, with separate controls for voltage and wire feed speed. Each model features a large graphical interface that guides the user during setup. With the MinarcMig Evo 200 you simply set the plate thickness and weld, and you can select the material type, which includes ferrous, stainless steel, aluminum and CuSi brazing filler wires, for wide variety of industrial applications.

PFC power source technology offers ultimate energy economy with a power factor of 0.99. MinarcMig Evo can also be used efficiently with extra long power supply cables exceeding 100 meters in length, allowing for optimum welding utility in site welding environments.





MinarcMig Evo 170 and 200 models feature LCD control panels. MinarcMig Evo 200 lets you select material type, plate thickness and weld shape.

VALUE FEATURES



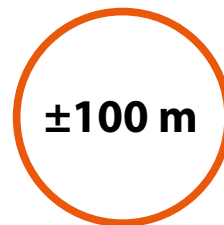
LIGHTWEIGHT AND PORTABLE

No extra lift assist required



LESS ELECTROMAGNETIC INTERFERENCE

On electrical network thanks to PFC technology



CABLE LENGTH

For increased utility in site welding environments

Technical specifications

MinarcMig Evo		170	200
Connection voltage	1~ , 50/60 Hz	230 V (± 15 %)	230 V (± 15 %)
Connection voltage (AU)	1~ , 50/60 Hz	240 V (± 15 %)	240 V (± 15 %)
Rated power at max. current	35 % ED	170 A/4.8 kVA	200 A/6.2 kVA
Supply current	35 % ED I _{lmax}	20,3 A	26,2 A
	100 % ED I _{leff}	10,1 A	13,2 A
Connection cable	H07RN-F	3G1.5 (1.5 mm ² , 3 m)	3G1.5(1.5 mm ² , 3 m)
Fuse	type C	16 A	16 A
Output 40 °C	35% ED	170 A/24 V	200 A/24 V
	60% ED	140 A/21 V	160 A/22 V
	100% ED	100 A/20 V	120 A/20 V
Welding range		20 A/15 V – 170 A/ 24 V	20 A/15 V – 200 A/ 26 V
No-load voltage		74 V	74 V
Idle power		12 W fan off, 21 W fan on	12 W fan off, 26 W fan on
Voltage steps		0.1 V	0.1 V
Power factor at max. current		0.99	0.99
Efficiency at 100 % ED		80 %	82 %
Filler wires ø	Fe solid wire	0.6...1.0 mm	0.6...1.0 mm
	Fe cored wire	0.8...1.0 mm	0.8...1.0 mm
	Ss		0.8...1.0 mm
	Al		1.0 mm
	CuSi		0.8...1.0 mm
Wire feed speed adjustment range		1...12 m/min	1...13 m/min
Wire spool	max. ø	200 mm / 5 kg	200 mm / 5 kg
Shielding gases		CO ₂ , Ar + CO ₂ mixed	CO ₂ , Ar, Ar + CO ₂ mixed
External dimensions	L x W x H	450 x 227 x 368 mm	450 x 227 x 368 mm
Weight (incl. gun and cables 3.0 kg)		13 kg	13 kg
Temperature class		F (155 °C)	F (155 °C)
EMC class		A	A
Degree of protection		IP23S	IP23S
Operating temperature range		-20...+40 °C	-20...+40 °C
Storage temperature range		-40...+60 °C	-40...+60 °C
Standards: IEC 60974-1, IEC 60974-5, IEC 60974-10, IEC 61000-3-12			

Ordering information

MinarcMig Evo (incl. gun, cables, gas hose and shoulder strap)			
MinarcMig Evo 170			61008170
MinarcMig Evo 170 AU*			61008170AU
MinarcMig Evo 200			61008200
MinarcMig Evo 200 AU*			61008200AU
Welding gun GC 223G, 220 A, Gas-cooled	3 m		GC223GMM3
Earth return cable	3 m, 25 mm ²		6184004
Shielding gas hose	4.5 m		W001077
Shoulder strap			9592163
MinarcMig Evo 170 (no plug)			61008170NP
MinarcMig Evo 200 (no plug)			61008200NP
MST 400 transport unit			6185294
Euro adapter kit			W008366

* The AU model is for the Australian and New Zealand markets. They have different mains plugs.





Kempact RA

Switch on the new standard

- Modern, energy efficient power source
- Excellent welding performance with mixed or CO₂ shielding gas
- Precise, clean arc ignition
- Maximum output at 35 % duty cycle
- Large, clear LCD display
- WireLine™ service indicator
- GasMate™ chassis design featuring floor level cylinder loading
- Brights™ cabinet lighting
- HotSpot™ heat treatment function
- 2T/4T gun switch latching
- Spot and cycle arc timer
- Parts storage trays
- Designed and manufactured in Finland
- 3 year warranty

New standards in compact MIG/MAG class

Designed for the modern welding workshop, Kempact RA expresses stylish and purposeful design through high build quality and functional user benefits, making weld tasks productive, accurate and efficient.

Kempact RA is built on Kemppi's latest power source platform, ensuring optimal welding performance and excellent power cost efficiency. Eleven model options include 250 and 320 ampere power sources, including a choice of either Regular (R) or Adaptive (A) control panel interface, which serve the wide ranging needs of metal fabrication workshops. Welding gun and earth return lead pack are included.

New technical features include reduced energy costs of more than 10 % when compared to conventional step controlled power sources, Brights™ cabinet lighting for easy wire loading in low light conditions, WireLine™ service alert function that signals routine wire-path maintenance needs, plus the integrated GasMate™ chassis design, making gas cylinder loading and machine movement easy and safe. Whichever model you select, Kempact RA ensures you get the most from every welding task.





VALUE FEATURES



SAVINGS ON ENERGY COSTS

Compared to conventional step-controlled power sources



50% FASTER MACHINE SETTING

Using the memory channels



KEMPPPI WARRANTY 3 YEARS

Covers machine parts and labor

Turn on the heat with HotSpot

Perfect for vehicle repair and thin sheet fabrication environments, the HotSpot™ function with four different heat settings makes metal shrinking and component heating simple and convenient. Simply fit the carbon electrode set to the FE welding gun and activate HotSpot™ on the control panel. An electrical circuit is created once the carbon electrode touches the work piece, which gently heats the metal's surface. HotSpot™ can also be used to heat and release corroded nuts and bolts and other metal components.

Floor level design

The GasMate chassis design makes gas cylinder collection, storage and movement easy. Gas cylinders are floor level loaded and secured with a strong fabric webbing system.

Kempact RA gets the job done

Kempact RA is the ideal solution for a variety of MIG/MAG welding applications. From vehicle repair to light and medium fabrication workshops, Kempact RA gets the job done, simply and reliably.

Special features in Kempact Adaptive (A) models

In addition to all standard features provided in Regular panels with manual set-up, Adaptive panels offer plate thickness control, filler materials selection and four memory channels combined with an adaptive mode setup for your convenience.

Special features in Kempact Regular (R) models

Regular (R) models have a manual setup function for voltage and wirefeed speed and incorporate a wide range of standard features including GAS type selection, 2T/4T gun latching mode, SPOT/CYCLE arc timer as well as HOT SPOT function, a specialist localised heat treatment function for professional thin sheet fabricators and automotive repair engineers.



GasMate chassis design makes gas cylinder collection, storage and movement easy. Gas cylinders are floor level loaded and secured with strong fabric webbing.



The large and clear LCD control panels make parameter setting and reference easy. Parts trays provide convenient storage and access.



The wire cabinet is placed at a convenient easy-to-access height, making wire spool changes and wireline maintenance simple. LED cabinet lighting is also included as standard.



Kempact Adaptive (A) models include special features, including plate thickness control, filler material selection or the use of memory channels to help adjust the power setting.

Technical specifications

KEMPACT		251R, 251A
Connection voltage	1~, 50/60 Hz	240V (±15 %)
Rated power at max. current	30 % ED I1max (250 A)	8.5 kVA
Supply current	30 % ED I1max (250 A)	36 A
	100 % ED I1eff (150 A)	17 A
Connection cable	H07RN-F	3G2.5 (2.5 mm ² , 5 m)
Fuse	Type C	20 A
Welding range		10 V / 20 A – 29 V / 250 A
Power factor at max.	250 A / 26.5 V	0.99
Efficiency at 100% ED	150 A / 21.5 V	0.82
Wire feed speed adjustment range		1.0-18.0m/min
Voltage adjustment range		8.0-29.0V
External dimensions	L x W x H	623 x 579 x 1070 mm
Weight (without gun and cables)		44 kg
EMC class		A
Standards: IEC 60974-1, IEC 60974-5, IEC 60974-10, IEC 61000-3-12		

Kempact		253R, 253A		323R, 323A
Connection voltage	3~, 50/60 Hz	400V (±15 %)	3~, 50/60 Hz	400V (±15 %)
Rated power at max. current	35 % ED I1max (250 A)	8.5 kVA	35 % ED I1max (320 A)	12 kVA
Supply current	35 % ED I1max (250 A)	11.9 A	35 % ED I1max (320 A)	17.2 A
	100 % ED I1eff (150 A)	6.1 A	100 % ED I1eff (190 A)	8.2 A
Connection cable	H07RN-F	4G1.5 (1.5 mm ² , 5 m)	H07RN-F	4G1.5 (1.5 mm ² , 5 m)
Fuse	Type C	10A	Type C	10A
Welding range		10 V / 20 A – 31 V / 250 A		10 V / 20 A – 32.5 V / 320 A
Power factor at max.	250 A / 26.5 V	0.93	320 A / 30 V	0.94
Efficiency at 100% ED	150 A / 21.5 V	0.88	190 A / 23.5 V	0.86
Wire feed speed adjustment range		1.0-18.0m/min		1.0-20.0m/min
Voltage adjustment range		8.0-31.0V		8.0-32.5V
External dimensions	L x W x H	623 x 579 x 1070 mm	L x W x H	623 x 579 x 1070 mm
Weight (without gun and cables)		44 kg		44 kg
EMC class		A		A
Standards: IEC 60974-1, IEC 60974-5, IEC 60974-10				



Kempact 251 models feature the GT02C two roll wire drive unit



Kempact 253/323 models feature the Dura-Torque four roll wire drive unit.

Kempact		253 AMV		323 RMV/AMV
Connection voltage	3~, 50/60 Hz	230 V -15%...400 V +15%	3~, 50/60Hz	230 V -15%...400 V +15%
Rated power at max. current	40% ED I1max (250 A)(230V)	9 kVA	35% ED I1max (320A)(230V)	13.5 kVA
	40% ED I1max (250A)(400V)	8.5 kVA	35% ED I1max (320A)(400V)	12.5 kVA
Supply current	40% ED I1max (250A)(230V)	22.2 A	35% ED I1max (320A)(230V)	33.3 A
	40% ED I1max (250A)(400V)	12.3 A	35% ED I1max (320A)(400V)	17.8 A
	100% ED I1eff (150A)(230V)	10.8 A	100% ED I1eff (190A)(230V)	14.8 A
	100% ED I1eff (150A)(400V)	6.2 A	100% ED I1eff (190A)(400V)	8.3 A
Connection cable	H07RN-F	4G1.5 (1.5 mm ² , 5 m)	H07RN-F	4G1.5 (1.5 mm ² , 5 m)
Fuse	Type C (230V)	16 A	Type C (230V)	16 A
	Type C (400V)	10 A	Type C (400V)	10 A
Welding range	10V/20A - 31V/250A		10V/20A - 32.5V/320A	
Power factor at max.	250A/26.5V (230V)	0.94	320A/30V (230V)	0.94
	250A/26.5V (400V)	0.93	320A/30V (400V)	0.94
Efficiency at 100% ED	150A/21.5V (230V)	0.79	190A/23.5V (230V)	0.80
	150A/21.5V (400V)	0.82	190A/23.5V (400V)	0.83
Wire feed speed adjustment range		1.0-18.0m/min		1.0-20.0m/min
Voltage adjustment range		8.0-31.0V		8.0-32.5V
External dimensions	L x W x H	623 x 579 x 1070 mm	L x W x H	623 x 579 x 1070 mm
Weight (without gun and cables)		44 kg		44 kg
EMC class		A		A
Standards: IEC 60974-1, IEC 60974-5, IEC 60974-10				

Ordering information

Kempact RA		
Kempact 251R, GX 253 G, 3.5m	P2203GX	
Kempact 251R, GX 253 G, 5m	P2204GX	
Kempact 251A, GX 253 G, 3.5m	P2205GX	
Kempact 251A, GX 253 G, 5m	P2206GX	
Kempact 253R, GX 303 G, 3.5m	P2207GX	
Kempact 253R, GX 303 G, 5m	P2208GX	
Kempact 253A, GX 303 G, 3.5m	P2209GX	
Kempact 253A, GX 303 G, 5m	P2210GX	
Kempact 323R, GX 403 G, 3.5m	P2211GX	
Kempact 323R, GX 303 G, 3.5m	P2229GX	Only 300A/35% range
Kempact 323R, GX 403 G, 5m	P2212GX	
Kempact 323R, GX 303 G, 5m	P2230GX	Only 300A/35% range
Kempact 323A, GX 403 G, 3.5m	P2213GX	
Kempact 323A, GX 303 G, 3.5m	P2231GX	Only 300A/35% range

Kempact 323A, GX 403 G, 5m	P2214GX	
Kempact 323A, GX 303 G, 5m	P2232GX	Only 300A/35% range
Kempact 253AMV, GX 303 G, 3.5m	P2217GX	
Kempact 253AMV, GX 303 G, 5m	P2218GX	
Kempact 323RMV, GX 403 G, 3.5m	P2219GX	
Kempact 323RMV, GX 303 G, 3.5m	P2233GX	Only 300A/35% range
Kempact 323RMV, GX 403 G, 5m	P2220GX	
Kempact 323RMV, GX 303 G, 5m	P2234GX	Only 300A/35% range
Kempact 323AMV, GX 403 G, 3.5m	P2221GX	
Kempact 323AMV, GX 303 G, 3.5m	P2235GX	Only 300A/35% range
Kempact 323AMV, GX 403 G, 5m	P2222GX	
Kempact 323AMV, GX 303 G, 5m	P2236GX	Only 300A/35% range
Carbon electrode holder	9592106	
Carbon electrode 10-100	4192160	
Carbon electrode holder M10X1	W020273	



Master M

205 / 323

Welding power made portable



- ED 40 % @ 320 A for M 323 and @ 200 A for M 205
- Manual, Auto and Auto Pulse* (*M 205 only)
- MIG/MAG/TIG/MMA
- Weld Assist auto setting
- Lightweight and robust structure
- Self charging LED work lights
- 6 Channel memory
- Water cooler option
- Generator compatible
- Max Cool arc performance tool (M 323 only)
- Designed and manufactured in Finland
- 3 year warranty

Weld big, fast and easy

The Master M 205 and Master M 323 set new standards for industrial MIG welding power, performance and portability. With a compact, light-weight design that's easy to carry, you'll enjoy having a portable MIG welder that can be moved wherever you need it. If you're working in tight spaces, the colour LCD screen is bright and easy to read, and self-charging LED lights can be turned on to improve safety and conveniently light-up your work area, with or without the mains power connected.

The portable Master M 205 and Master M 323 are easy to use. Featuring Kemppi 'Weld Assist', the automatic parameter setting technique, you'll start welding quickly and accurately, first time, every time. Weld Assist is a simple solution that can also be used by welders with basic experience. Just select the material thickness, joint type, joint position and start welding.

The Master M 205 is a compact and portable industrial pulse MIG/MAG welder, with 200 amps of power at 40% duty cycle. Take on a wider range of materials with pulse welding and do your best work anywhere with the convenience of the 1-phase, dual voltage power supply. Save time and get to work quickly with 37 built-in MIG/MAG welding programs for Fe, Ss, AlMg5, AlSi5, CuSi3, CuAl8 filler materials. The Master M 205 comes with 17 programs for pulse MIG and 20 programs for 1-MIG.

The Master M 323 is a high-performance industrial MIG/MAG welding machine, that delivers 320 amps of power at a 40% duty cycle. Compact and portable, Master M 323 is ready for the big jobs anywhere on site. Find the right welding parameters quickly and save time with 28 welding programs for Fe, Ss, AlMg5, AlSi5, CuSi3, CuAl8, and FC-CrNiMo filler materials. Also included is complete high quality 'Root welding' and gap bridging, with MAX Cool performance software, delivered as standard.





VALUE FEATURES



PORTABLE WELDING POWER

lightweight and high performance.



HIGH-QUALITY WELDING RESULTS

with a wide range of supported materials and thicknesses.



INTUITIVE USER INTERFACE

including Weld Assist to support welders in any circumstances.

Expand your options



WELD ASSIST

Weld Assist is a guidance tool for faster setup. Simply select the joint type, welding position and material thickness and you're ready to weld. An excellent instructive and educational tool, Weld Assist parameters can also be adjusted manually for individual preference.



WORK LIGHTS

Improve work efficiency and safety with or without mains power connected. LED lighting is also included in the wire feed cabinet.



MASTER M COOLER

Keeps your welding gun cool and the arc conditions smooth and stable. The cooler tank is easy to clean and has integrated LED lighting, so you can monitor the cooling liquid level and make routine maintenance easy.



SAFE-TO-LIFT DESIGN

When using suitable lifting equipment Master M can be lifted by the handle, ensuring safe lifting and easy movement on site.



GAS GUARD

Gas guard is a standard feature on Master M 323, preventing welding if the shielding gas supply is interrupted or is not connected. Master M 323 also features a gas regulation valve as standard.



POWERLOG

Powerlog trigger logic allows three alternative power levels during welding. Use a standard gun trigger to select the power level required for the job.



AUTOMATIC CALIBRATION

Auto cable calibration measures the welding circuit resistance and calibrates the digital meters, ensuring that the arc voltage value displayed accurately measures the voltage of the welding arc. Critical for accurate WPS compliance.



Build the package to suit your application, including Gas or Water cooled packages, a range of welding guns and transport carts.



Internal cabinet lighting and external LED work lights supports the welders work, improving safety, efficiency and convenience in low light conditions.



Master M is the portable industrial welding power house to tackle any welding task quickly and efficiently.



Large, colour LCD display is easy to read and use. Back lit navigation buttons help guide the user, and all models feature display impact protection panels and clear, hinged, polycarbonate display covers.

Technical specifications Master M 205 / 323

FEATURE		MASTER M 205 GM	MASTER M 205 GM AU	MASTER M 323 GM
Mains connection voltage 1~ 50/60 Hz		110 - 130 V ±10 % 220 - 240 V ±10 %	110 - 130 V ±10 %; 220 - 240 V ±10 %	
Mains connection voltage 3~ 50/60 Hz				220 - 230 V ±10 % 380 - 460 V ±10 %
Output at +40 °C	40% [380 - 460 V] 40% [220 - 230 V] 30% [110 - 130 V]	N/A 200 A (MMA 175 A) 120 A (MMA 100 A)	N/A 200 A (MMA 175 A) 120 A (MMA 100 A)	320 A (MMA 300 A) 280 A (MMA 255 A) N/A
	60% [380 - 460 V] 60% [220 - 230 V] 60% [110 - 130 V]	N/A 170 A (MMA 150 A) 95 A (MMA 80 A)	N/A 170 A (MMA 150 A) 95 A (MMA 80 A)	250 A (MMA 220 A) 230 A (MMA 205 A) N/A
	100% [380 - 460 V] 100% [220 - 230 V] 100% [110 - 130 V]	N/A 140 A (MMA 120 A) 75 A (MMA 65 A)	N/A 140 A (MMA 120 A) 75 A (MMA 65 A)	200 A (MMA 175 A) 175 A (MMA 150 A) N/A
Welding current and voltage range	MIG [380 - 460 V] MIG [220 - 230 V] MIG [110 - 130 V]	N/A 15A/10V...200A/28V 15A/10V...120A/21V	N/A 15A/10V...200A/28V 15A/10V...120A/21V	15 A/10 V...320 A/34 V 15 A/10 V...280 A/32 V N/A
	MMA [380 - 460 V] MMA [220 - 230 V] MMA [110 - 130 V]	N/A 15A/10V...175A/31V 15A/10V...100A/24V	N/A 15A/10V...175A/31V 15A/10V...100A/24V	15 A/10 V...300 A/34 V 15 A/10 V...255 A/33 V N/A
	TIG [380 - 460 V] TIG [220 - 230 V] TIG [110 - 130 V]	N/A 15A/1V...200A/28V 15A/1V...120A/21V	N/A 15 A/1 V...200 A/28 V 15 A/1 V...120 A/21 V	15 A/1 V...320 A/34 V 15 A/1 V...280 A/33 V N/A
Gun connection		Euro	Euro	Euro
Wire feed mechanism		2-roll, single-motor	2-roll, single-motor	2-roll, single-motor
Diameter of feed rolls		32 mm	32 mm	32 mm
Filler wires	Fe	0.8 - 1.0 mm	0.8 - 1.0 mm	0.8 - 1.2 mm
	Ss	0.8 - 1.0 mm	0.8 - 1.0 mm	0.8 - 1.2 mm
	Mc/Fc	-	-	1.2 mm
	Al	0.8 - 1.2 mm	0.8 - 1.2 mm	0.8 - 1.2 mm
Fuse	Slow type	16 / 16 A	16 / 16 A	16 / 32 A
Wire feed speed		0.5 - 25 m/min	0.5 - 25 m/min	0,7...25 m/min
Wire spool weight (max)		5 kg	5 kg	5 kg
Wire spool diameter (max)		200 mm	200 mm	200 mm
Shielding gas pressure (max)		0.5 MPa	0.5 MPa	0.5 Mpa
Operating temperature range		-20...+40 °C	-20...+40 °C	-20...+40 °C
Storage temperature range		-40...+60 °C	-40...+60 °C	-40...+60 °C
EMC class		A	A	A
Degree of protection		IP23S	IP23S	IP23S
External dimensions	LxWxH	520 x 250 x 379 mm	520 x 250 x 379 mm	520 x 250 x 379 mm
Weight without accessories		16,2 kg	16,2 kg	18,5 kg
Rated power at max current		6 kVA	6 kVA	13 kVA
Recommended generator power (min)	230V	15 kVA	15 kVA	20 kVA
Standards		IEC 60974-1, -10	IEC 60974-1, -10	IEC 60974-1, -10

Ordering information

MODEL DESCRIPTION	ORDERING CODES
Master M 205 GM	MSM205GM
Master M 205 GM AU	MSM205GMAU
Master M 323 GM	MSM323GM

ACCESSORIES	ORDERING CODES
Master Cooler 05M	MSMC05M
S10M Slider	S10M
T22M Transport carriage	T22M
T32A 2-wheel light trolley	T32A
Master M 323 Rotameter Kit	SP024820
Master M 205/323 Power Source Filter Kit	SP023492
Cabinet Heater Kit	SP021614
MMA Euro Connector 500A	SP801140

MODEL DESCRIPTION	SALES PACKAGE CODE
MASTER M 205, GX 303G HD 3,5M	P513GX3
MASTER M 205, GX 303G HD 5M	P514GX3
MASTER M 205, MSMC05 COOLER, GX 303W 3,5M	P515CGX3
MASTER M 205, MSMC05 COOLER, GX 303W 5M	P516CGX3
MASTER M 205, GX 305G HD 3,5M	P519GX3
MASTER M 205, GX 305G HD 5M	P520GX3
MASTER M 205, MSMC05 COOLER, GX 305W 3,5M	P521CGX3
MASTER M 205, MSMC05 COOLER, GX 305W 5M	P522CGX3
MASTER M 205 GM AU, GX 303G HD 3,5M	P513GX3AU
MASTER M 205 GM AU, GX 303G HD 5M	P514GX3AU
MASTER M 205 GM AU, MSMC05 COOLER, GX 303W 3,5M	P515CGX3AU
MASTER M 205 GM AU, MSMC05 COOLER, GX 303W 5M	P516CGX3AU
MASTER M 205 GM AU, GX 305G HD 3,5M	P519GX3AU
MASTER M 205 GM AU, GX 305G HD 5M	P520GX3AU
MASTER M 205 GM AU, MSMC05 COOLER, GX 305W 3,5M	P521CGX3AU
MASTER M 205 GM AU, MSMC05 COOLER, GX 305W 5M	P522CGX3AU
MASTER M 323 GM, GX 303G HD 3,5M	P517GX3
MASTER M 323 GM, GX 303G HD 5M	P518GX3
MASTER M 323 GM, MSMC05 COOLER, GX 303W 3,5M	P517CGX3
MASTER M 323 GM, MSMC05 COOLER, GX 303W 5M	P518CGX3
MASTER M 323 GM, GX 305G HD 3,5M	P523GX3
MASTER M 323 GM, GX 305G HD 5M	P524GX3
MASTER M 323 GM, MSMC05 COOLER, GX 305W 3,5M	P525CGX3
MASTER M 323 GM, MSMC05 COOLER, GX 305W 5M	P526CGX3

S10M Slider



T32A



T22M







reddot winner 2023
industrial design

Master M

353 / 355 / 358



Extend the MIG welding experience

- Model options 353, 355 and 358
- ED 40% @ 350A for industrial welding
- Manual, Auto and Auto Pulse
- MIG/MAG/TIG/MMA
- Weld Assist auto setting
- Self charging LED work lights
- Channel memory
- Gun trigger Power logic
- Kinetic spool brake
- Wide connection voltage
- Generator compatible
- Water cooler option
- MAX and Wise arc performance tools
- SuperSnake GTX sub feeder
- WeldEye ArcVision Industry 4.0
- Designed and manufactured in Finland
- 3 year warranty

Compact MIG welding machine

Designed and manufactured in Finland, Master M is a premium compact MIG/MAG welding machine series that elevates industrial welding performance and usability. Digital arc control, fast setup techniques and excellent power-to-weight ratio set new standards for weld quality and work efficiency.

Choose from three class leading models (353, 355 or 358) featuring alternative Manual, Auto and Auto Pulse (355 and 358 models) specifications. Weld with gas-cooled guns, or select the optional Master M cooling system for an integrated liquid cooled package, that maximizes use of the 350A 40% ED welding power.

Experience new levels of productivity and welding control by switching to MAX arc performance processes (optional with Master M 355 and 358 models).

Add MAX arc performance processes to your delivery package or consider for a future upgrade.

Switch on LED work lights for safety and convenience. The integrated self-charging LED work light system is a standard feature on all Master M models. This useful light source operates with or without mains power, which improves safety and increases productivity in low light conditions.

Ideal for workshop or site use, Master M is manufactured from injection-molded reinforced plastics, capable to absorb the knocks and impacts of everyday welding life.





VALUE FEATURES



ELEVATE PRODUCTIVITY

MAX and Wise arc performance processes elevate productivity, increase welding speed, improve weld pool control and reduce heat input.



FASTER SETUP

Up to 60% faster than setting parameters manually, Weld Assist is your guidance tool for fast parameter setting. Simply select your joint type, welding position and material thickness and you're ready to weld.



WORK LONGER

Compact and multi-process Master M delivers 350A MIG/MAG welding power @ 40% ED at 40 °C.

Expand your options



WELD ASSIST

Weld Assist is a guidance tool for faster setup. Simply select the joint type, welding position and material thickness and you're ready to weld. It is an excellent instructive and educational tool, and Weld Assist parameters can also be adjusted manually for individual preference.



WORK LIGHTS

Improve work efficiency and safety with or without mains power connected. LED lighting is also included in the wire feed cabinet.



MASTER M COOLER

Keeps your welding gun cool and the arc conditions smooth and stable. The cooler tank is easy to clean and has integrated LED lighting, so you can monitor the cooling liquid level and make routine maintenance easy.



SAFE-TO-LIFT DESIGN

When using suitable lifting equipment Master M can be lifted by the handle, ensuring safe lifting and easy movement on site.



GAS GUARD

Prevents welding if the shielding gas supply is interrupted or is not connected. Gas guard is a standard feature on 355 and 358 models.



POWERLOG

Powerlog trigger logic allows three alternative power levels during welding. Use a standard gun trigger to select the power level required for the job.



AUTOMATIC CALIBRATION

Auto cable calibration measures the welding circuit resistance and calibrates the digital meters, ensuring that the arc voltage value displayed matches accurately the voltage of the welding arc. Critical for accurate WPS compliance.



Internal cabinet lighting and external LED work lights supports the welder improving safety, efficiency and convenience in low light conditions.



Water cooled packages are supported with two alternative transport carriage options, T25MT (two wheel), or P45MT (four wheel).



Master M models feature large, colour displays that are easy to read and use. Back lit navigation buttons help guide the user, and all models feature display impact protection panels and clear, hinged, polycarbonate display covers.

Technical specifications Master M 353 / 355 / 358

FEATURE		MASTER M G	MASTER M GM
Mains connection voltage 3~ 50/60 Hz		380 - 460 V \pm 10 %	380 - 460 V \pm 10 % 220 - 230 V \pm 10 %
Output at +40 °C	40% [380 - 460 V] 40% [220 - 230 V]	350 A (MMA 330 A)	350 A (MMA 330 A) 300 A (MMA 280 A)
	60% [380 - 460 V] 60% [220 - 230 V]	280 A	280 A 240 A
	100% [380 - 460 V] 100% [220 - 230 V]	220 A	220 A 190 A
Welding current and voltage range	MIG [380 - 460 V] MIG [220 - 230 V]	15 A/10 V - 350 A/ 45 V	15 A/10 V - 350 A/ 45 V 15 A/10 V - 300 A/ 40 V
	MMA [380 - 460 V] MMA [220 - 230 V]	15 A/10 V - 330 A/ 45 V	15 A/10 V - 330 A/ 45 V 15 A/10 V - 280 A/ 40 V
	TIG [380 - 460 V] TIG [220 - 230 V]	15 A/1 V - 350 A/ 45 V	15 A/1 V - 350 A/ 45 V 15 A/1 V - 300 A/ 40 V
Gun connection		Euro	Euro
Wire feed mechanism		4-roll, single-motor	4-roll, single-motor
Diameter of feed rolls		32 mm	32 mm
Filler wires	Fe	0.8 - 1.2 mm	0.8 - 1.2 mm
	Ss	0.8 - 1.2 mm	0.8 - 1.2 mm
	Mc/Fc	0.8 - 1.2 mm	0.8 - 1.2 mm
	Al	0.8 - 1.2 mm	0.8 - 1.2 mm
Wire feed speed		0.5 - 25 m/min	0.5 - 25 m/min
Wire spool weight (max)		20 kg	20 kg
Wire spool diameter (max)		300 mm	300 mm
Shielding gas pressure (max)		0.5 MPa	0.5 MPa
Operating temperature range		-20...+40 °C	-20...+40 °C
Storage temperature range		-40...+60 °C	-40...+60 °C
EMC class		A	A
Degree of protection		IP23S	IP23S
External dimensions LxWxH		602 x 298 x 447 mm	602 x 298 x 447 mm
Weight without accessories		27 kg	27 kg
Recommended generator power (min)	400V	20 kVA	20 kVA
Standards		IEC 60974-1, -10	IEC 60974-1, -10

FEATURE	MASTER M COOLER	MASTER M COOLER MV
Cooling power at 1 l/min	1.0 kW	1.0 kW
Recommended coolant	MGP 4456 (Kemppi mixture)	MGP 4456 (Kemppi mixture)
Tank volume	3 l	3 l
Operating temperature range with recommended coolant	-20...+40 °C	-20...+40 °C
Storage temperature range	-40...+60 °C	-40...+60 °C
EMC class	A	A
Degree of protection (when mounted)	IP23S	IP23S
External dimensions LxWxH	635 x 305 x 292	635 x 305 x 292
Weight without accessories	14,9 kg	14,9 kg
Standards	IEC 60974-2, -10	IEC 60974-2, -10

Ordering information

MODEL DESCRIPTION	SALES PACKAGE CODE
Master M 353 G	MSM353G
Master M 353 GM	MSM353GM
Master M 355 G	MSM355G
Master M 355 GM	MSM355GM
Master M 358 G	MSM358G
Master M 358 GM	MSM358GM
Master M COOLER	MSMC1KW
Master M COOLER MULTI VOLTAGE	MSMC1KWM
T35A TWO WHEEL TRAVEL CART NO CYLINDER	T35A
T25MT TWO WHEEL CART INTERMEDIATE CYLINDER	T25MT
P45MT FOUR WHEEL CART LARGE CYLINDER	P45MT
P43MT FOUR WHEEL CART NO CYLINDER	P43MT
CABINET HEATER KIT	SP021614
ROTA METER GAS FLOW REGUALTION KIT	SP801136
SUPERSNAKE KIT	SP023803
Master M POWER SOURCE FILTER KIT	SP023312
MMA EURO CONNECTOR 500A	SP801140
HR40 TWO KNOB WIRED HAND REMOTE CONTROL	HR40
GXR10 GUN REMOTE CONTROL	GXR10
MSM MAX Speed	MSM80000
MSM MAX Cool	MSM70000
MSM MAX Position	MSM90000
MSM WiseFusion	MSM40000
MSM WisePenetration	MSM50000
MSM WiseSteel	MSM60000
Note: Power source packages include Gas Hose and Earth Return Lead	

T25MT



T35A



P45MT





X5 FastMig / X5P FastMig Pulse

More than a great weld



- Modular industrial welding system
- 400A and 500A 60% duty cycle
- Manual, Auto and Auto Pulse
- MIG/MAG/TIG/MMA/GOUGE
- Weld Assist auto setting
- Digital WPS option
- 100 Channel memory
- Gun trigger Power logic
- Wide connection voltage
- Generator compatible
- Water cooler option
- Wise and MAX arc performance tools
- SuperSnake GTX sub feeder
- WeldEye 'Arc Vision' Industry 4.0
- Designed and manufactured in Finland
- 3 year warranty

Applications

- MIG/MAG
- DC TIG
- MMA welding
- Gouging

Versatile industrial MIG/MAG welder

Designed and manufactured in Finland, X5 FastMig is a modular multi-process industrial welding system, focused primarily on high performance MIG/MAG welding.

Engineered for ease of use, adaptability and exceptional welding quality, process and equipment options include Manual, Auto and Auto Pulse MIG/MAG welding packages, alternative wire feed units, MMA, gouging and TIG processes, extended reach feeding systems, arc performance software tools and a range of supporting accessories.

Integrated digital wireless connectivity opens up a wealth of welding insight through X5 FastMig APC models, including welding management software and digital WPS (dWPS) functionality, thus delivering the benefits of digital transformation to the very heart of the welding workplace.

360° MODULAR WELDING SYSTEM

Select from alternative power sources, wire feeding solutions, Manual, Auto or Auto Pulse user interfaces and software tools.

ELEVATE PRODUCTIVITY

MAX and Wise arc performance tools elevate productivity, increase welding speed, improve weld pool control and lower heat input

FASTER SETUP

Weld Assist is the quick setup guidance tool. Simply select your joint style, welding position and material thickness and you're ready to weld.





Heavy-duty wire feeders for 200 mm and 300 mm wire spools provide extra durability in extreme site conditions HD 300 mm wire feeder models feature standard integrated LED self charging work lights.

VALUE FEATURES



FASTER WELDING, BETTER QUALITY

X5 and X5P FastMig are industrial, multi-process welding solutions, featuring options for Manual, Auto and Auto pulsed performance specifications. Premium arc control and precise ignition produce high quality welds with less spatter, faster than before.



EFFORTLESS OPERATION

Automatic welding parameter adjustment with optimal settings is fast and easy. The graphical 5.7" TFT display satisfies both experienced welding professionals and new talent.



FLEXIBLE EQUIPMENT SETUP

X5 FastMig adapts seamlessly to different welding applications and work environments. The wide range of accessories improves welding quality and ergonomics and streamlines production processes.

Make weld tasks easy



DIGITAL WPS

Use the dWPS to automatically set and weld within the correct parameter values and receive alerts on any deviations on the screen.



WELD ASSIST

Up to 60% faster than manual mode, Weld Assist sets the welding machine based on your selections for joint type, welding position and material thickness.



TOUCH SENSE IGNITION (TSI)

Minimizes weld spatter and reduces the need for post-weld cleaning.



WIRE FEEDERS

Select the wire feeder model that best meets your needs, from the top-loading X5 Wire Feeder for 300 mm wire spools, extra heavy duty site wire feeders for 200 mm and 300 mm wire spools, or the SuperSnake GTX distance and access solutions.

They feature robust wire feed mechanisms, quick-release wire feed rolls, wire and gas test buttons, kinetic spool brake and integrated cabinet lighting, providing a wire feed solution for any application.



POWERLOG

Allows three alternative power level steps during welding, select the power step you need for your task using the standard gun trigger.



AUTOCOOL ENERGY SAVE

Dynamic cooling manages the air flow and cooling circuit run times automatically based on the welding duration, thus reducing electrical power consumption and noise.



WELDEYE ARCVISION

A digital service that tracks and records arc-on time and welding parameters for better insight into your welding activities. WeldEye ArcVision digitally collects raw data from connected welding stations and presents it in clear tables and graphs that can be filtered based on various needs. This integrated Industry 4.0 solution is available for a free no obligation test and trial period.



TRANSPORT CARRIAGES

Choose from two-wheel and four-wheel carriage options, including fast-connect storage and transportation of wire feed units, innovative floor level gas cylinder loading, improved safety and easier movement around the workshop and on-site.



Four-wheel wire feeder carriage features a 'fast-connect' design, enabling easy docking with standard X5 FastMig power sources, thus ensuring secure ground level storage and transportation.



Top-loading wire feeder design ensures ergonomics and safety when changing heavy filler wire spools.



Ultimate welding comfort and long-lasting, high-quality consumables with Flexlite GX welding guns.

Build your system

X5 FastMig is more than just a great weld, it is a 360-degree modular welding solution. Whether your welding challenge is in the workshop or on-site, X5 FastMig performs to meet your specific needs.

Choose from 400A or 500A power sources, Manual, Auto and Auto Pulse welding performance, optional welding software and dedicated arc performance processes for clean, high-quality weld seams, increased weld pool control and excellent productivity.

Visualize welding activity through digital dashboards that support welding quality, personnel qualification and documentation needs.

360°

**WELDING
MANAGEMENT**

**WELDING
SOFTWARE**

**WELDEYE CLOUD
SERVICE**

DIGITAL WPS

WELDEYE ARCVISION

**WELDING
SOFTWARE**

**MAX AND WISE ARC
PERFORMANCE
PROCESSES**

WELD ASSIST



Technical specifications

X5 POWER SOURCE		400	400 PULSE	400 PULSE+	400 MV PULSE+
Mains connection voltage 3~ 50/60 Hz		380...460 V $\pm 10\%$	380 - 460 $\pm 10\%$	380 - 460 $\pm 10\%$	220 - 230 $\pm 10\%$ 380 - 460 $\pm 10\%$
Output at +40 °C	40 % ED 60 % ED 100 % ED	- 400 A 350 A	- 400 A 350 A	- 400 A 350 A	400 @ [220 - 230 V] 400 @ [380 - 460 V] 350
Welding current and voltage range	MIG MMA TIG	15 A/12 V ... 400 A/42 V 15 A/10 V ... 400 A/42 V 15 A/1 V ... 400 A/42 V	15 A/10 V ... 400 A/50V 15 A/10 V ... 400 A/50V 15 A/1 V ... 400 A/50V	15 A/10 V ... 400 A/50V 15 A/10 V ... 400 A/50V 15 A/1 V ... 400 A/50V	15 A/10 V ... 400 A/45V 15 A/10 V ... 400 A/45V 15 A/1 V ... 400 A/45V
Operating temperature range		-20...+40 °C	-20...+40 °C	-20...+40 °C	-20...+40 °C
Storage temperature range		-40...+60 °C	-40...+60 °C	-40...+60 °C	-40...+60 °C
EMC class		A	A	A	A
Degree of protection		IP23S	IP23S	IP23S	IP23S
External dimensions L x W x H		750 x 263 x 456 mm	750 x 263 x 456 mm	750 x 263 x 456 mm	750 x 263 x 456 mm
Weight without accessories		39.0 kg	39.5 kg	39.5 kg	43,5 kg

X5 POWER SOURCE		500	500 PULSE	500 PULSE+
Mains connection voltage 3~ 50/60 Hz		380...460 V $\pm 10\%$	380...460 V $\pm 10\%$	380...460 V $\pm 10\%$
Output at +40 °C	60 % ED 100 % ED	500 A 430 A	500 A 400 A	500 A 400 A
Welding current and voltage range	MIG MMA TIG	15 A/10 V ... 500 A/47 V 15 A/10 V ... 500 A/47 V 15 A/1 V ... 500 A/47 V	15 A/10 V ... 500 A/50 V 15 A/10 V ... 500 A/50 V 15 A/1 V ... 500 A/50 V	15 A/10 V ... 500 A/50 V 15 A/10 V ... 500 A/50 V 15 A/1 V ... 500 A/50 V
Operating temperature range		-20...+40 °C	-20...+40 °C	-20...+40 °C
Storage temperature range		-40...+60 °C	-40...+60 °C	-40...+60 °C
EMC class		A	A	A
Degree of protection		IP23S	IP23S	IP23S
External dimensions L x W x H		750 x 263 x 456 mm	750 x 263 x 456 mm	750 x 263 x 456 mm
Weight without accessories		39.5 kg	39.5 kg	39.5 kg

X5 WIRE FEEDER	200	300	300HD
Gun connection	Euro	Euro	Euro
Wire feed mechanism	4-roll, single-motor	4-roll, single-motor	4-roll, single-motor
Diameter of feed rolls	32 mm	32 mm	32 mm
Filler wires	Fe 0.8 ... 1.6 mm Ss 0.8 ... 1.6 mm Mc/Fc 0.8 ... 2.0 mm Al 0.8 ... 2.4 mm	Fe 0.8 ... 2.0 mm Ss 0.8 ... 2.0 mm Mc/Fc 0.8 ... 2.4 mm Al 0.8 ... 2.4 mm	Fe 0.8 ... 2.0 mm Ss 0.8 ... 2.0 mm Mc/Fc 0.8 ... 2.4 mm Al 0.8 ... 2.4 mm
Wire feed speed	0.5 ... 25 m/min	0.5 ... 25 m/min	0.5 ... 25 m/min
Wire spool weight (max)	5 kg	20 kg	20 kg
Wire spool diameter (max)	200 mm	300 mm	300 mm
Operating temperature range	0.5 MPa	0.5 MPa	0.5 MPa
Feeder UI	-20...+40 °C	-20...+40 °C	-20...+40 °C
Storage temperature range	-40...+60 °C	-40...+60 °C	-40...+60 °C
EMC class	A	A	A
Degree of protection	IP23S	IP23S	IP23S
External dimensions LxWxH	565 x 218 x 339 mm	650 x 230 x 410 mm	670 x 240 x 465 mm
Weight without accessories	9.7 kg	10.9 kg	14.4 kg

Cooling units	X5 Cooler	X5 Cooler MV
Rated cooling power (at 1 l/min)	1,1 kW	1.0 kW
Recommended coolant	MGP 4456 (Kemppi mixture)	MGP 4456 (Kemppi mixture)
Tank volume	4 l	4 l
Operating temperature range (with recommended coolant)	-10...+40 °C	-10...+40 °C
Storage temperature range	-40...+60 °C	-40...+60 °C
EMC class	A	A
Degree of protection (when mounted)	IP23S	IP23S
Weight without accessories	14,3 kg	15,7 kg

Model configurations

X5 FastMig allows different system configurations for different applications. Any X5 power source and wire feeder model combination is possible and will enable you to weld, but the configuration guidelines presented in the table below need be followed to access all of the features of each configuration option.

X5 FastMig minimum configuration requirements for each system (Manual/Auto/Pulse).

	X5 FASTMIG MANUAL ⁽¹⁾	X5 FASTMIG AUTO ⁽²⁾	X5 FASTMIG PULSE ⁽³⁾
Wire feeder	X5 Wire Feeder 200 Manual	X5 Wire Feeder 300 AP	X5 Wire Feeder 300 AP
	X5 Wire Feeder 300 Manual	X5 Wire Feeder 300 APC	X5 Wire Feeder 300 APC
	X5 Wire Feeder HD300 M	X5 Wire Feeder HD300 AP	X5 Wire Feeder HD300 AP
		X5 Wire Feeder HD300 APC	X5 Wire Feeder HD300 APC
Power Source	X5 Power Source 400	X5 Power Source 400	X5 Power Source 400 Pulse
	X5 Power Source 500	X5 Power Source 500	X5 Power Source 400 Pulse+
			X5 Power Source 500 Pulse
			X5 Power Source 500 Pulse+
			X5 Power Source 400 MV Pulse+

¹⁾ X5 FastMig Manual equipment is intended for welding with manual controls.

²⁾ X5 FastMig Auto equipment additionally enables automatic 1-MIG welding with additional welding processes as an option.

³⁾ X5 FastMig Pulse equipment additionally enables automatic 1-MIG and pulse welding with additional welding processes as an option.

Ordering information

Power Sources	Ordering code
X5 Power Source 400	X5110400000
X5 Power Source 400 WP	X5110400010
X5 Power Source 500	X5110500000
X5 Power Source 500 WP	X5110500010
X5 Power Source 400 Pulse	X5130400000
X5 Power Source 400 Pulse WP	X5130400010
X5 Power Source 400 Pulse+	X5100400000
X5 Power Source 400 Pulse+ WP	X5100400010
X5 Power Source 400 MV Pulse+	X5100400100
X5 Power Source 400 MV Pulse+ WP	X5100400110
X5 Power Source 500 Pulse	X5130500000
X5 Power Source 500 Pulse WP	X5130500010
X5 Power Source 500 Pulse+	X5100500000
X5 Power Source 500 Pulse+ WP	X5100500010

Wire Feeders	Ordering code
X5 Wire Feeder 200 Manual	X5220200000
X5 Wire Feeder 300 Manual	X5220300000
X5 Wire Feeder 300 AP	X5240300000
X5 Wire Feeder 300 APC	X5250300000
X5 Wire Feeder HD300 M	X5260300000
X5 Wire Feeder HD300 AP	X5270300000
X5 Wire Feeder HD300 APC	X5280300000

Software	Ordering code
MAX Cool	MSM70000 (Product code for Master M) X570000 (Product code for X5 FastMig)
MAX Position	MSM90000 (Product code for Master M) X590000 (Product code for X5 FastMig)
MAX Speed	MSM80000 (Product code for Master M) X580000 (Product code for X5 FastMig)
WiseFusion	X5500001 (Product code for X5 FastMig) X8500000 (Product code for X8 MIG Welder) MSM40000 (Product code for Master M)
WisePenetration	X5500002 (Product code for X5 FastMig) X8500002 (Product code for X8 MIG Welder) MSM50000 (Product code for Master M)
WiseSteel	X5500000 (Product code for X5 FastMig) X8500001 (Product code for X8 MIG Welder) MSM60000 (Product code for Master M)
WiseRoot+	X8500003 (Product code for X8 MIG Welder) X5500003 (Product code for X5 FastMig)
WiseThin+	X8500004 (Product code for X8 MIG Welder) X5500004 (Product code for X5 FastMig)
WeldEye ArcVision	9990797
X5 Work Pack Pulse	X5520002
X5 Work Pack 1-MIG	X5520000
Welding Programs, X5 FastMig	Please contact your local Kemppi dealer or refer to Kemppi Software Hub.

Accessories	Item code
X5 Cooler	X5600000000
X5 Cooler MV	X5600000100
Flexlite GX - X5 FastMig	GX203G35 (3.5 m), GX203G5 (5 m) GX253G35 (3.5 m), GX253G5 (5 m) GX303G35 / GX303W35 (3.5 m), GX303G5 / GX303W5 (5 m) GX403G35 / GX403W35 (3.5 m), GX403G5 / GX403W5 (5 m) GX503W35 (3.5m), GX503W5 (5m) GX205G35 (3.5m), GX205G5 (5m) GX255G35 (3.5 m), GX255G5 (5 m) GX305G35 / GX305W35 (3.5 m), GX305G5 / GX305W5 (5 m) GX305GS6 (6 m), GX305GS8 (8 m) GX305WS6 (6 m) GX305GMN35 (3.5m), GX305GMN5 (5m) GX405G35 / GX405W35 (3.5 m), GX405G5 / GX405W5 (5 m) GX405WS6 (6 m), GX405WS8 (8 m) GX505W35 (3.5 m), GX505W5 (5 m) GX605W5 (5 m)
Flexlite TX - X5 FastMig	TX223GE4 (4 m) TX253WSE4 (4 m) TX353WE4 (4 m)
SuperSnake GTX - subfeeder (subfeeder)	Packages SuperSnake GTX GAS 10m package, 50mm ² : P400GTX SuperSnake GTX GAS 15m package, 50mm ² : P401GTX SuperSnake GTX GAS 20m package, 50mm ² : P402GTX SuperSnake GTX GAS 25m package, 50mm ² : P403GTX SuperSnake GTX WATER 10m package, 50mm ² : P404GTX SuperSnake GTX WATER 15m package, 50mm ² : P405GTX SuperSnake GTX WATER 20m package, 50mm ² : P406GTX SuperSnake GTX WATER 25m package, 50mm ² : P407GTX SuperSnake GTX WATER 10m package, 70mm ² : P408GTX All packages include SuperSnake GTX motor drive unit and frame (SGTXMDUPF01) and cable Other SuperSnake GTX motor drive unit: SGTXMDU01 SuperSnake GTX protection frame: SGTXPF01 SuperSnake GTX motor drive unit and frame: SGTXMDUPF01 SuperSnake Kit X5 Feeder: X5702030000 Cables SuperSnake GTXG 10m cable, 50mm ² (Std liner FE 1.0-1.6mm): SGTXG105CBL SuperSnake GTXG 15m cable, 50mm ² (Std liner FE 1.0-1.6mm): SGTXG155CBL SuperSnake GTXG 20m cable, 50mm ² (Std liner FE 1.0-1.6mm): SGTXG205CBL SuperSnake GTXG 25m cable, 50mm ² (Std liner FE 1.0-1.6mm): SGTXG255CBL SuperSnake GTXW 10m cable, 50mm ² (Std liner FE 1.0-1.6mm): SGTXW105CBL SuperSnake GTXW 15m cable, 50mm ² (Std liner FE 1.0-1.6mm): SGTXW155CBL SuperSnake GTXW 20m cable, 50mm ² (Std liner FE 1.0-1.6mm): SGTXW205CBL SuperSnake GTXW 25m cable, 50mm ² (Std liner FE 1.0-1.6mm): SGTXW255CBL SuperSnake GTXW 10m cable, 70mm ² (Std liner FE 1.0-1.6mm): SGTXW107CBL

Ordering information

Accessories	Ordering code
GXR10 (Gun Remote)	GXR10
HR40 (Remote control)	HR40
X5 Gas Cylinder Cart	X5701020000
X5 Trolley Cart	X5701030000
X5 Wire Feeder Trolley	X5702020000
X5 Wire Feeder 2-wheel Trolley	X5702010000
X5 Accessory Tray	X5701040000
GH 20 Gun Holder	6256020
Wire Feeder Cabinet Heater	X8700010000
Wire Feeder Cabinet Heater, X5 200	SP021613
X5 Wire Feeder 200 Protection Frame	X5702080000
X5 Wire Feeder Rotating Plate	SP801116
X5 Double Wire Feeder Rotating Plate	X5702070000
X5 Wire Feeder Hanger for Boom	X5702040000
X5 Double Wire Feeder Hanger for Boom	X5702050000
X5 Wire Feeder Counterbalance Arm	X5702060000
X5 Wire Feeder Gun Support for Wire Feeder Trolley	X5702092000
X5 Wire Feeder HD300 Cabinet Heater	SP023363
X5 Wire Feeder HD300 Hanger for Boom	X5702041000
X5 Wire Feeder HD300 Protection Sliders with Gun Support	X5702091000
X5 Wire Feeder HD300 Rotameter Kit	SP024832
X5 Interconnection Cable 70-g (Gas cooled)	X57002MG X5 Interconnection Cable 70-g 2m X57005MG X5 Interconnection Cable 70-g 5m X57010MG X5 Interconnection Cable 70-g 10m X57020MG X5 Interconnection Cable 70-g 20m X57030MG X5 Interconnection Cable 70-g 30m
X5 Interconnection Cable 70-gV (Gas cooled, voltage sensing)	X57002MGV X5 Interconnection Cable 70-gV 2m X57005MGV X5 Interconnection Cable 70-gV 5m X57010MGV X5 Interconnection Cable 70-gV 10m X57020MGV X5 Interconnection Cable 70-gV 20m X57030MGV X5 Interconnection Cable 70-gV 30m
X5 Interconnection Cable 70-w (Water cooled)	X57002MW X5 Interconnection Cable 70-w 2m X57005MW X5 Interconnection Cable 70-w 5m X57010MW X5 Interconnection Cable 70-w 10m X57020MW X5 Interconnection Cable 70-w 20m X57030MW X5 Interconnection Cable 70-w 30m
X5 Interconnection Cable 70-wV (Water cooled, voltage sensing)	X57002MWV X5 Interconnection Cable 70-wV 2m X57005MWV X5 Interconnection Cable 70-wV 5m X57010MWV X5 Interconnection Cable 70-wV 10m X57020MWV X5 Interconnection Cable 70-wV 20m X57030MWV X5 Interconnection Cable 70-wV 30m
X5 Interconnection Cable 95-gV (Gas cooled, voltage sensing)	X59502MGV (2m)
X5 Interconnection Cable 95-w (Water cooled)	X59502MW (2m)
X5 Interconnection Cable 95-wV (Water cooled, voltage sensing)	X59502MWV (2m)
Double Feeder Y-Cable	X570DF000

Accessories	Ordering code
Power Source Air Filter	SP016870 (10 PCS)
Wire Drum Kit	W012757 Wire Drum Kit (5m) W012758 Wire Drum Kit (10m) W012759 Wire Drum Kit (20m) W012760 Wire Drum Kit (27m)
Digital Connectivity Module	6265051
MMA Welding Cable, 50 mm ²	6184501 Welding Cable 50 mm ² (5 m) 618450101 Welding Cable 50 mm ² (5 m/MYK) 6184502 Welding Cable 50 mm ² (10 m) 6184503 Welding Cable 50 mm ² (15 m)
MMA Welding Cable, 70 mm ²	6184701 (5m)
MMA Welding Cable, 95 mm ²	6184901 (5m)
Earth Return Cable, 70 mm ²	6184711 Earth Cable 70 mm ² (5 m) 6184712 Earth Cable 70 mm ² (10 m) 6184713 Earth Cable 70 mm ² (15 m) 6184714 Earth Cable 70 mm ² (20 m)
Earth Return Cable, 95 mm ²	6184921 (5m)
X5 Remote Kit 5 m	X5RK5
X5 Remote Kit 10 m	X5RK10

X5 Gas Cylinder Cart



X5 Trolley Cart



X5 Wire Feeder Trolley







SuperSnake GTX

Ultimate access and distance solution

- Connects with Euro-connected welding guns
- Compatible with all X5 / X5P FastMig and Master M 350 models
- 10-, 15-, 20- and 25-meter water and gas-cooled models
- Suitable for 1.0mm to 1.6mm Fe/Ss/Al/FC/MC filler wires
- Easy parameter adjustment close at hand
- Clear meter display in all light conditions
- Safe lock switch prevents accidental activation
- LED cabinet lighting makes wire change and maintenance easy
- Designed and manufactured in Finland

Applications

- Heavy and medium-heavy metal fabrication workshops
- Shipyards and offshore industry
- Installation and site work

Improving occupational safety

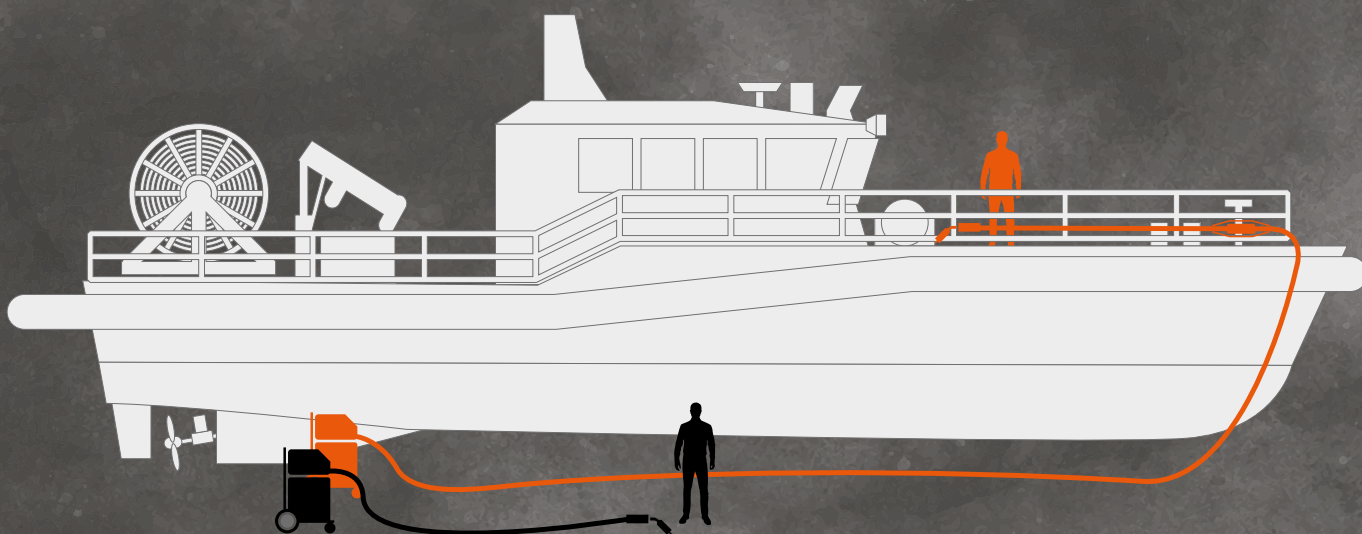
SuperSnake GTX is the latest distance wire feeding champion, serving the excellent X5 / X5P FastMig and Master M 350 models. SuperSnake GTX models feature 10/15/20/25-meter package options, and includes a metal protection frame, digital metering, safety isolation switch, wire inch and gas test buttons as standard. Take quality welding to locations other brands just can't reach, improving both productivity and personnel safety.

SuperSnake GTX is the ultimate synchronized sub-feeding system for those hard-to-reach welding sites, providing an attractive alternative to the motorized push-pull welding guns with limited reach, or heavy wire feeders with extended cable sets.

SuperSnake GTX serves both gas and water-cooled applications, supported by standard welding guns with Euro connectors and synchronizing with Kemppi's industrial MIG/MAG welders.

Extending the reach of standard MIG welding guns with Euro connections, the SuperSnake GTX guarantees reliable wire feeding up to 30 meters from the primary wire feeding unit. Lift it, drag it, pull it! It is a perfect choice for challenging heavy and medium-heavy metal fabrication and installation work.





Normal welding gun max. 5 metres

Kemppi SuperSnake GTX max. 30 metres

VALUE FEATURES




DURABLE AND ROBUST

Lift it, drag it, pull it, it's designed for welders.



IMPROVED OCCUPATIONAL SAFETY

Significantly less time spent on moving between the power source and welding station.



EASY ACCESS SOLUTION

Quality welding results up to 30 meters from the primary wire feeder.



SuperSnake GTX provides reliable wire feeding up to 30 meters from the primary wire feeding unit.



SuperSnake GTX features digital metering, safety isolation switch, wire inch and gas test buttons as standard.



Strong and compact metal protection cage increases robustness, and neatly combines, secures, and supports the cable package, its connectors and hoses. The protection cage is easy to open for fast cable package management, and can also be used for suspending and hanging SuperSnake GTX above the work area. Included in the sales package or sold separately.

Technical specifications

SuperSnake GTX			
Output 40 °C	60 % ED	350 A	
Wire feed mechanism		2-roll	
Wire feed speed		1...25 m/min	
Feeder body dimensions L x W x H		400 mm x 127 mm x 150 mm	
Wire recommendations		Solid Fe/Ss	ø 1.0...1.6 mm
		Al alloys	ø 1.2...1.6 mm
		FCW/MCW	ø 1.2...1.6 mm
Cable diameter		50/70 mm ²	
Protection class		IP23S	

Ordering information

Product description	Sales package code
SuperSnake GTX GAS 10 m package, 50 mm ²	P400GTX
SuperSnake GTX GAS 15 m package, 50 mm ²	P401GTX
SuperSnake GTX GAS 20 m package, 50 mm ²	P402GTX
SuperSnake GTX GAS 25 m package, 50 mm ²	P403GTX
SuperSnake GTX WATER 10 m package, 50 mm ²	P404GTX
SuperSnake GTX WATER 15 m package, 50 mm ²	P405GTX
SuperSnake GTX WATER 20 m package, 50 mm ²	P406GTX
SuperSnake GTX WATER 25 m package, 50 mm ²	P407GTX
SuperSnake GTX WATER 10 m package, 70 mm ²	P408GTX

Supersnake GTX Wire Liners

Steel spirals Fe/FeMc/FeFc	Filler wire ø, mm	Order number 10 m	Order number 15 m	Order number 20 m	Order number 25 m
	1.0...1.6	W022458	W022460	W022462	W022464
DL-Chili liners Al / Ss	Filler wire ø, mm	Order number 10 m	Order number 15 m	Order number 20 m	Order number 25 m
DL Chili 5.9/1.5	1.0...1.6	W022457	W022459	W022461	W022463

Spare part Steel spirals and DL Chili liners are equipped with connectors. Both ends are locked in position in cable package set/subfeeder.





X8 MIG Welder

The future of welding is here

- Best arc characteristics for high speed and aluminum (WiseFusion), narrow gap (RGT), root pass (WiseRoot+) and low spatter welding in globular transfer mode (WiseSteel)
- Precisely controlled, upgradeable welding current up to 600 A
- Digital WPS feature allows the welder to quickly and easily access the WPSs
- Includes a free fleet management service
- Native connectivity to WeldEye software modules: Welding Procedure and Qualification Management, Welding Quality Management and Welding Production Analysis
- Designed and manufactured in Finland
- 3 year warranty

Applications

- Oil rigs
- Process pipelines
- Pressure vessels and boilers

The most advanced multi-process welding equipment in the market

The X8 MIG Welder covers it all, from synergic and pulsed MIG/MAG and stick (MMA) welding to MIG brazing, cladding, and gouging.

The intelligent equipment provides you with extremely precise control of the arc, high-duty welding performance up to 600 A, and native connectivity with WeldEye welding management software. Supreme usability based on actual user needs is engineered into every aspect of the power source, wire feeder, welding guns, user interface, and other components.

Developed, designed and manufactured in Finland, the X8 MIG Welder introduces the digital WPS (dWPS) function, which improves quality control without the need for a printed document.

With an upgradeable power source, a multi-voltage power supply option, and the wide range of Kemppi application software available, the X8 MIG Welder adapts easily to any welding environment and meets even the most extreme expectations of industrial welding.





VALUE FEATURES



100 % CORRECT WELDING PARAMETERS

Ensured by digital WPS (dWPS)



30 % FASTER SETUP CONFIGURATION

Compared to standard MIG welding equipment



WISE PROCESSES

Optimized arc characteristics for any welding application

Extreme performance

Never underestimate the performance of the X8 MIG Welder. In addition to excellent standard welding performance, Kemppi's special Wise processes and functions ensure optimal arc characteristics for whatever you are welding. For example, WiseSteel reduces spatter by 30% and enables a 30% increase in travel speed in steel welding, while Reduced Gap Technology (RGT) reduces joint volume to provide a 25% savings in filler materials and 38% savings in arc time with material thickness of 25 mm.

Supreme usability

High-quality welding requires careful preparation. When comparing the X8 MIG Welder with standard MIG welding equipment, the equipment's usability aspects which include the innovative and user-friendly wire feeder, wireless user interface for power source and digital WPS, easily speed up setup by 30%. This means you have more time to focus on the welding itself.

Always the right parameters

A printout of the WPS provides all the guidance needed for a welding job, but it's up to the welder to set the right parameters and weld accordingly. Instead, use Control Pad – the X8 MIG Welder's wireless user interface – to select the digital WPS (dWPS) via WeldEye, and automatically set up the power source according to the limits presented in the WPS. Faster setup and 100% confidence that your weld will be compliant with the WPS – what could be better?



Innovatively designed wire feeder ensures safe and ergonomic loading of the filler wire spool. Wire feeder and welding gun lighting enable working in dimly lit conditions.



Native connectivity to WeldEye software modules: Welding Procedure and Qualification Management, Welding Quality Management and Welding Production Analysis.



Use Control Pad – the X8 MIG Welder's wireless user interface – to select the digital WPS (dWPS) via WeldEye, to automatically set up the power source according to the limits specified in the WPS.

Technical specifications

X8 MIG Welder		400 A	400 A MV	500 A
Mains connection cable	H07RN-F	6 mm ²	16 mm ²	6 mm ²
Mains connection voltage 3~ 50/60 Hz		-	220 - 230 V ±10 %	-
Mains connection voltage 3~ 50/60 Hz		380 - 460 V ±10 %	380 - 460 V ±10 %	380 - 460 V ±10 %
Rated power	60 % ED	19 kVA	19 kVA	26 kVA
	100 % ED	14 kVA	14 kVA	18 kVA
Open circuit voltage (MMA)	U _{av}	50 V	50 V	50 V
Fuse	220 - 230 V	-	63 A	-
	380 - 460 V	32 A	32 A	32 A
Output	60 % ED	400 A	400 A	500 A
	100 % ED	320 A	320 A	400 A
Welding current and voltage range	MIG @ 220 V	-	20 A/14 V - 400 A/50 V	-
	MIG @ 380 V	20A/14V - 400A/50V	20 A/14 V - 400 A/50 V	20A/14V - 500A/55V
Welding current and voltage range	MMA @ 220 V	-	15 A/20 V - 400 A/58 V	-
	MMA @ 380 V	15A/20V - 400A/58V	15 A/20 V - 400 A/58 V	15A/20V - 500A/57V
Welding voltage (max)		58 V	58 V	57 V
Power factor at max current	P.F.	0.80 - 0.88	0.80 - 0.88	0.82 - 0.90
Efficiency at max current	η	89 - 91 %	89 - 90 %	89 - 91 %
Operating temperature range		-20...+40 °C	-20...+40 °C	-20...+40 °C
Storage temperature range		-40...+60 °C	-40...+60 °C	-40...+60 °C
EMC class		A	A	A
Degree of protection		IP23S	IP23S	IP23S
External dimensions LxWxH		921x348x795 mm	921 x 348 x 795 mm	921x348x795 mm
Weight without accessories		95 kg	95 kg	95 kg
Recommended generator power (min)	S _{gen}	25 kVA	25 kVA	35 kVA
Wireless communication type		2.4 GHz WiFi & Bluetooth	2.4 GHz WiFi & Bluetooth	2.4 GHz WiFi & Bluetooth
Wired communication type		Ethernet & USB	Ethernet & USB	Ethernet & USB
Standards		IEC 60974-1, -10	IEC 60974-1, -10	IEC 60974-1, -10
X8 Cooler		Control Pad		
Rated cooling power at 1 l/min	1.4 kW	Operating temperature range	-20...+40 °C	
Rated cooling power at 1.6 l/min	1.9 kW	Storage temperature range	-40...+60 °C	
Recommended coolant	MPG 4456 (Kemppi mixture)	Degree of protection	IP54	
Coolant pressure (max)	0.4 MPa	External dimensions LxWxH	200 x 130 x 33 mm	
Tank volume	4 l	Weight without accessories	0.89 kg	
Operating temperature range *	-10...+40 °C	Typical battery operation time	15 - 24 h	
Storage temperature range	-40...+60 °C	Battery type	Li-ion	
EMC class	A	Rated battery voltage	7.2 V	
Degree of protection **	IP23S	Rated battery capacity	6.2 Ah	
Weight without accessories	15.5 kg	Typical battery charging time	5 h	
Standards	IEC 60974-2, -10	Wireless communication type	2.4 GHz Bluetooth	
* With recommended coolant		Typical wireless communication range	15 m	
** When mounted		Wired communication type	USB	
		Display type	TFT LCD	
		Display size	5.7 "	
		Standards	IEC 60950-1, EN 62368-1; EN 300 328 v2.1.1; EN 300 330 v2.1.1; EN 301 489-1 v2.1.1; EN 301 489-3 v2.1.0; EN 301 489-17 v3.1.1	

X8 MIG Welder		500 A MV	600 A	600 A MV
Mains connection cable	H07RN-F	16 mm ²	6 mm ²	16 mm ²
Mains connection voltage 3~ 50/60 Hz		220 - 230 V ±10 %		220 - 230 V ±10 %
Mains connection voltage 3~ 50/60 Hz		380 - 460 V ±10 %	380 - 460 V ±10 %	380 - 460 V ±10 %
Rated power	60 % ED	26 kVA	27 kVA	27 kVA
	100 % ED	18 kVA	21 kVA	21 kVA
Open circuit voltage (MMA)	U _{av}	50 V	50 V	50 V
Fuse	220 - 230 V	63 A	-	63 A
	380 - 460 V	32 A	35 A	35 A
Output	60 % ED	500 A	530 A	530 A
	100 % ED	400 A	440 A	440 A
Welding current and voltage range	MIG @ 220 V	20A/14V - 500A/55V	-	20A/14V - 600A/46V
	MIG @ 380 V	20A/14V - 500A/55V	20A/14V - 600A/55V	20A/14V - 600A/55V
Welding current and voltage range	MMA @ 220 V	15A/20V - 500A/57V	-	15A/20V - 600A/46V
	MMA @ 380 V	15A/20V - 500A/57V	15A/20V - 600A/55V	15A/20V - 600A/55V
Welding voltage (max)		57 V	55 V	55 V
Power factor at max current	P.F.	0.82 - 0.90	0.88 - 0.90	0.90
Efficiency at max current	η	89 - 91 %	88 - 91 %	88 - 90 %
Operating temperature range		-20...+40 °C	-20...+40 °C	-20...+40 °C
Storage temperature range		-40...+60 °C	-40...+60 °C	-40...+60 °C
EMC class		A	A	A
Degree of protection		IP23S	IP23S	IP23S
External dimensions LxWxH		921x348x795 mm	921x348x795 mm	921x348x795 mm
Weight without accessories		95 kg	95 kg	95 kg
Recommended generator power (min)	S _{gen}	35 kVA	40 kVA	40 kVA
Wireless communication type		2.4 GHz WiFi & Bluetooth	2.4 GHz WiFi & Bluetooth	2.4 GHz WiFi & Bluetooth
Wired communication type		Ethernet & USB	Ethernet & USB	Ethernet & USB
Standards		IEC 60974-1, -10	IEC 60974-1, -10	IEC 60974-1, -10

X8 Wire Feeder					
Welding current, I ₂	40 % ED	600 A	Wire feed speed		0.5 - 25 m/min
	60 % ED	530 A	Wire spool weight (max)		20 kg
	100 % ED	440 A	Wire spool diameter (max)		300 mm
Gun connection		Kemppi	Shielding gas pressure (max)	p _{max}	0.5 MPa
Wire feed mechanism		4-roll, twin-motor	Operating temperature range		-20...+40 °C
Diameter of feed rolls		32 mm	Storage temperature range		-40...+60 °C
Filler wires	Fe	0.6 - 2.4 mm	EMC class		A
	Ss	0.6 - 2.4 mm	Degree of protection		IP23S
	MC/FC	0.8 - 2.4 mm	External dimensions LxWxH		640 x 220 x 400 mm
	Al	0.8 - 2.4 mm	Weight without accessories		11.2 kg
			Wireless communication type		2.4 GHz Bluetooth
			Standards		IEC 60974-5, 10



Technical specifications

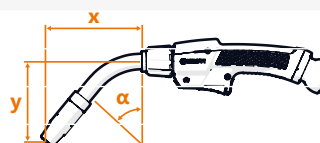
X8 Power Source (includes Control Pad, X8 Wheel Set and X8 Wire Feeder Rotating Plate)		
X8 Power Source without software		
X8 Power Source 400		X8100400000
X8 Power Source 400 with cooler		X8100401000
X8 Power Source 500 with cooler		X8100501000
X8 Power Source 500 MV with cooler		X8100501100
X8 Power Source 600 with cooler		X8100601000
X8 Power Source 600 MV with cooler		X8100601100
X8 Power Source with welding programs and processes, contains X8 Work Pack and WiseFusion (free of charge)		
X8 Power Source 400, CUSTOM		X8100400001
X8 Power Source 400 with cooler, CUSTOM		X8100401001
X8 Power Source 400 MV, CUSTOM		X8100400101
X8 Power Source 500 with cooler, CUSTOM		X8100501001
X8 Power Source 500 MV with cooler, CUSTOM		X8100501101
Wire Feeder		
X8 Wire Feeder *		X8200000002
X8 Wire Feeder with cabinet heater		X8200000001
* Contains GH 20 Gun holder		
X8 Power upgrade		
Power upgrade 500 for X8 Power Source		X8550000
Power upgrade 600 for X8 Power Source		X8560000
Software products		
WiseFusion		X8500000
WiseSteel		X8500001
WisePenetration		X8500002
WiseRoot+		X8500003
WiseThin+		X8500004
X8 Work Pack		X8520000
Welding programs and packages are available in DataStore via Mobile Maintenance app.		
WeldEye WP & PQ cloud package		6800010
X8 accessories and spare parts		
X8 Cooler		X8600000000
X8 Wheel Set		X8701010000
X8 Gas Cylinder Cart		X8701020000
Wire Feeder Rotating Plate		X8702010000
Double Wire Feeder Rotating Plate *		X8702020000
Wire Feeder Counterbalance Arm		X8702030000
Wire Feeder Hanger For Boom		X8702040000
X8 Cable Rack **		X8701030000
X8 Accessory Tray		X8701040000
Control Pad		X8400110001
Wire Drum Kit	5 m	W012757
Wire Drum Kit	10 m	W012758
Wire Drum Kit	20 m	W012759
Wire Drum Kit	27 m	W012760

* – X8 Double Wire Feeder Rotating Plate is not compatible with X8 Wire Feeder Counterbalance Arm.

** – Mount X8 Cable rack to the front when used with X8 Gas cylinder cart.

Ordering information

Guns			
Flexlite GX 208 G MN 3,5M	3.5 m	x=101 mm, Y=86 mm	GX208GMN35
Flexlite GX 208 G MN 5M	5.0 m	x=101 mm, Y=86 mm	GX208GMN5
Flexlite GX 308 G MN 3,5M	3.5 m	x=117 mm, Y=97 mm	GX308GMN35
Flexlite GX 308 G MN 5M	5.0 m	x=117 mm, Y=97 mm	GX308GMN5
Flexlite GX 408 G MN 3,5M	3.5 m	x=132 mm, Y=110 mm	GX408GMN35
Flexlite GX 408 G MN 5M	5.0 m	x=132 mm, Y=110 mm	GX408GMN5
Flexlite GX 428 W 3,5M	3.5 m	x=132 mm, Y=104 mm	GX428W35
Flexlite GX 428 W 5M	5.0 m	x=132 mm, Y=104 mm	GX428W5
Flexlite GX 528 W 3,5M	3.5 m	x=145 mm, Y=111 mm	GX528W35
Flexlite GX 528 W 5M	5.0 m	x=145 mm, Y=111 mm	GX528W5
Flexlite GX 428 W 3,5M N 250	3.5 m	x=232 mm, Y=104 mm	GX428W35N250
Flexlite GX 428 W 5M N 250	5.0 m	x=232 mm, Y=104 mm	GX428W5N250
Flexlite GX 428 WS	8.0 m	x=132 mm, Y=104 mm	GX428WS8
Flexlite GX 528 W 3,5M N 250	3.5 m	x=245 mm, Y=111 mm	GX528W35N250
Flexlite GX 528 W 5M N 250	5.0 m	x=245 mm, Y=111 mm	GX528W5N250
Flexlite GX 608 W	5.0 m	x=152 mm, Y=104 mm	GX608W5
Mounting Ring Tool			SP012703



Cables		
Earth return cable	5 m, 70 mm ²	6184711
Earth return cable	10 m, 70 mm ²	6184712
Interconnection cables, gas-cooled		
Interconnection Cable 70-g	5 m	X8801700500
Interconnection Cable 70-g	10 m	X8801701000
Interconnection Cable 70-g	20 m	X8801702000
Interconnection Cable 95-g	2 m	X8801950200
Interconnection Cable 95-g	5 m	X8801950500
Interconnection Cable 95-g	20 m	X8801952000
Interconnection cables, water-cooled		
Interconnection Cable 70-w	5 m	X8800700500
Interconnection Cable 70-w	10 m	X8800701000
Interconnection Cable 70-w	20 m	X8800702000
Interconnection Cable 95-w	2 m	X8800950200
Interconnection Cable 95-w	5 m	X8800950500
Interconnection Cable 95-w	10 m	X8800951000
Interconnection Cable 95-w	20 m	X8800952000
Interconnection Cable 95-w	30 m	X8800953000
Remote controls		
For the ordering codes of consumables for the guns and wire feeder, see Kemppi Configurator.		





X8 SuperSnake

Next-level productivity within reach

- Suitable for Fe/Ss/Al/FCW/MCW filler wires
- 10-, 15-, 20-, 25-meter water-cooled models
- Parameter adjustment with the X8 Control Pad or X8 Gun Remote Control
- Supports all Kemppi Wise special processes
- Strong protective frame included as standard
- Designed and manufactured in Finland

Applications

- Heavy and medium-heavy metal fabrication workshops
- Installation and site work

Extreme extension

The X8 SuperSnake combines the outstanding benefits of the original SuperSnake sub-feeder with the X8 MIG Welder's modern technology and precise arc control. Available in water-cooled models that extend your regular reach by up to 25 meters, the X8 SuperSnake guarantees reliable distance wire feed, durable use and effortless maintenance.

The lightweight sub-feeder is easy to carry wherever it is needed. Not only does this improve occupational safety (no need to carry heavy wire feeders), but also boosts productivity. Connect the X8 Control Pad to the subfeeder for access to a comprehensive user interface to make all the necessary parameter adjustments at a distance from the welding system.

The X8 SuperSnake is compatible with X8 Wire Feeders and X8 MIG Guns.

They are connected using Kemppi Gun Connectors offering excellent mechanical and electrical properties and precise arc voltage measurement. The latest technology supports Kemppi's Wise special processes and ensures optimal arc characteristics in any welding application.





VALUE FEATURES



DURABLE AND ROBUST

Lift it, drag it, pull it, it's designed for welders.



IMPROVED OCCUPATIONAL SAFETY

Significantly less time spent on moving between the power source and welding station.



EASY ACCESS SOLUTION

Quality welding results up to 30 meters from the primary wire feeder.

Technical specifications

X8 SuperSnake	
Output 40°C 60% ED	310 A
Wire feed mechanism	GT02X, 2-roll
Wire feed speed	0-25 m/min
Feeder body dimensions L x W x H	777 x 142 x 142 mm
Wire recommendations, 15 m	Fe/Ss 1.0-1.6 mm
	Al 1.2-1.6 mm
	FeMc/FeFc 1.2-1.6 mm
Cable diameter	50 mm ²
Supply voltage	50 V DC
Protection class	IP 23S

Ordering information


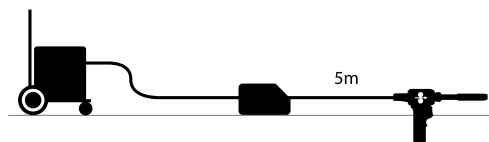
X8 SuperSnake water-cooled	
GT02XW 10 m Fe	X8900501000
GT02XW 10 m Ss/Al	X8900501001
GT02XW 15 m Fe	X8900501500
GT02XW 15 m Ss/Al	X8900501501
GT02XW 20 m Fe	X8900502000
GT02XW 20 m Ss/Al	X8900502001
GT02XW 25 m Fe	X8900502500
GT02XW 25 m Ss/Al	X8900502501

Wire guide tubes	
Fe/FeMc/FeFc, metal	SP014826
Al/Ss, DL Chili	SP015060

Wire liners for X8 SuperSnake

Steel spirals Fe/FeMc/FeFc, metal	Filler wire ø, mm	Order number 10 m	Order number 15 m	Order number 20 m	Order number 25 m
	1.0...1.6	W015509	W015511	W015513	W015515
DL liners Al / Ss	Filler wire ø, mm	Order number 10 m	Order number 15 m	Order number 20 m	Order number 25 m
Al/Ss, DL Chili	1.2...1.6	W015510	W015512	W015514	W015516

Spare part Steel spirals and DL Chili liners are equipped with connectors. Both ends are locked in position in cable package set/subfeeder.



The X8 SuperSnake features a two-roll version of the X8 Wire Feeder's powerful wire feed mechanism with firm locking. The consumables are interchangeable and color-coded to ensure that you always use the correct combination.



Parameter adjustments are easy to make on the X8 Control Pad's large clear display.



The lightweight sub-feeder is an ergonomic alternative to large heavy wire feeders, or welding with heavy push-pull welding guns that increase the strain on the welder's wrist.



The protective frame and base plate are included as standard for maximum protection in even the toughest workshop conditions.



MinarcTig Evo

200 / 200MLP

The finest TIG welding quality



- 200 A DC @ 35% duty cycle, 1-phase, 230 V
- Smooth welding quality
- Refined arc ignition from 5 A
- Pre-gas and post-gas timer
- Slope in/out timer
- Torch switch latching
- MLP and Pulse welding option
- Remote current controls options
- PFC technology for ultimate energy efficiency
- Designed and manufactured in Finland
- 3 year warranty

Applications

- Installation and setup
- Repair and maintenance
- Thin sheet metal fabrication workshops
- Chemical and process industry

Smooth, refined and powerful

MinarcTig Evo is just what you'd expect from a Kemppi TIG welding machine.

Accurate and refined HF ignition and the required control, power and work capacity to reliably complete a variety of professional welding tasks. MinarcTig Evo is the ideal DC TIG welding solution for light industrial manufacturing, installation, repair and maintenance applications. The lightweight compact equipment is a real bonus for welding professionals on the move.

Choose from either the MinarcTig Evo 200 or the MinarcTig Evo 200MLP.

The powerful PFC power source design combines useful performance advantages, including excellent energy efficiency and the ability to reliably perform using extra long power supply cables of more than 100 meters long.

MinarcTig Evo models include large LED metering displays and feature a range of functions including pre-gas and post-gas time control, slope current time controls and remote control options. MLP models are equipped with additional functions including Minilog control and semi-automatic arc pulse function. MinarcTig Evo is a dual-process machine that also provides quality MMA welding for a range of DC electrode types.





MinarcTig Evo 200

MinarcTig Evo 200 MLP with Pulse function

VALUE FEATURES




LIGHTWEIGHT AND PORTABLE

No extra lift assist required



10 % INCREASED WELDING SPEED

With Pulsed TIG function



CABLE LENGTH POSSIBLE

For increased utility in site welding environments

Technical specifications

MinarcTig Evo 200/200MLP			
Connection voltage	1~, 50/60 Hz		230 V ±15 % (AU 240 V ±15 %)
Rated power at max. current	TIG	35 % ED	200 A/4.9 kVA
	MMA	35 % ED	170 A/5.7 kVA
Supply current, I _{1max}	TIG		21.1 A
	MMA		24.8 A
Supply current, I _{1eff}	TIG		12.7 A
	MMA		14.7 A
Connection cable	H07RN-F		3G1.5 (1.5 mm ² , 3 m)
Fuse	type C		16 A
Output 40 °C	TIG	35 % ED	200 A/18 V
		60 % ED	160 A/16.4 V
		100 % ED	140 A/15.6 V
	MMA	35 % ED	170 A/26.8 V
		60 % ED	130 A/25.2 V
		100 % ED	110 A/24.4 V
Welding range	TIG		5 A/10.2 V...200 A/18.0 V
	MMA		10 A/20.4 V...170 A/26.8 V
Open circuit voltage			95 V (VRD 30 V, AU VRD 12 V)
Idle power	TIG		10 W
	MMA		30 W
Power factor at 100 % ED	TIG		0.99
	MMA		0.99
Efficiency at 100 % ED	TIG		77 %
	MMA		83 %
Striking voltage			6...12 kV
Stick electrodes, MMA	∅		1.5...4.0 mm
External dimensions	L × W × H		449 × 210 × 358 mm
Weight (without cables)			11 kg
Temperature class			F (155 °C)
Degree of protection			IP23S
EMC class			A
Operating temperature range			-20...+40 °C
Storage temperature range			-40...+60 °C
Standards: IEC 60974-1, IEC 60974-3, IEC 60974-10, IEC 61000-3-12			

Ordering information

MinarcTig Evo 200		MinarcTig Evo 200 MLP	
TX 225 G, 4 m	P0640TX	TX 225 G, 4 m	P0642TX
VRD, TX 225 G, 4 m	P0672TX	* AU, TX 225 G, 4 m	P0674TX
VRD, TX 225 G, 8 m	P0673TX	* AU, TX 225 G, 8 m	P0675TX
TX 225 G, 8 m	P0641TX	TX 225 G, 8 m	P0643TX
TX 225 G S, 4 m	P0645TX	TX 225 G S, 8 m	P0647TX
TX 165 G S, 4 m	P0648TX	TX 165 G S, 4 m	P0650TX
TX 165 G S, 8 m	P0649TX	TX 165 G S, 8 m	P0651TX
TX 135 G F, 4 m	P0652TX	TX 135 G F, 4 m	P0654TX
TX 135 G F, 8 m	P0653TX	TX 135 G F, 8 m	P0655TX
TX 165 G F, 4 m	P0656TX	TX 165 G F, 4 m	P0658TX
TX 165 G F, 8 m	P0657TX	TX 165 G F, 8 m	P0659TX
TX 225 G S, 4 m	P0644TX	TX 165 G S, 16 m	P0671TX
TX 165 G S, 16 m	P0670TX	TX 225 G S, 4 m	P0646TX
TX 305 W F 4 m, COOLER	P0676TX	TX 305 W F 4 m, COOLER	P0678TX
TX 305 W F 8 m, COOLER	P0677TX	TX 305 W F 8 m, COOLER	P0679TX
TX 255 W S 4 m, COOLER	P0687TX	TX 255 W S 4 m, COOLER	P0689TX
TX 255 W S 8 m, COOLER	P0688TX	TX 255 W S 8 m, COOLER	P0690TX
TX 355 W 4 m, COOLER	P0691TX	TX 355 W 4 m, COOLER	P0693TX
TX 355 W 8 m, COOLER	P0692TX	TX 355 W 8 m, COOLER	P0694TX
MST 400 transport unit		6185294	

*The AU model is for the Australian and New Zealand markets.





MinarcTig

250 / 250MLP

Powerful, portable and compact

- Excellent low current ignition
- Clear parameter display
- Pre-gas and post-gas timer
- Slope in/out timer
- Torch switch latching
- Pulse welding option
- Suitable for mains or power generator use
- Designed and manufactured in Finland
- 3 year warranty

Applications

- Installation and setup
- Repair and maintenance
- Thin sheet metal fabrication workshops
- Chemical and process industry

Refined TIG welding quality for precise applications

MinarcTig 250 is the ideal DC TIG welding solution for installation, repair and maintenance applications. The 250 amp model provides top-quality results, while the compact lightweight case is a real bonus for professionals who need to move around the site.

MinarcTig 250 is a dual-process machine, providing an impressive DC TIG and MMA welding experience. In addition to the basic 250 machine, there is the 250MLP model, equipped with special features, such as Minilog and pulsed arc function. The high 35% duty and the lightweight case combine real performance advantages, while exceptional control in low current ignition means refined TIG welding quality for precise applications.

Combine with Kempptig Flexlite TX Tig torches for perfect welding performance and comfort.





MinarcTig 250MLP panel



MinarcTig 250 panel

VALUE FEATURES



PURE EXCELLENCE

Low current ignition



COMPACT SIZE

Makes it easy to carry anywhere



DUAL-PROCESS OPTION

Allows you to be more versatile

Technical specifications

MinarcTig 250MLP/250			
Connection voltage	50/60 Hz		3~, 400 V (-20...+15 %)
Rated power at maximum current	TIG		7.2 kVA
	MMA		8.2 kVA
Connection cable	H07RN-F		4G1.5 (5 m)
Fuse, slow			10 A
Output 40° C	TIG	30 % ED	250 A / 20.1 V
		60 % ED	180 A / 17.2 V
		100 % ED	160 A / 16.4 V
	MMA	35 % ED	220 A / 28.8 V
		60 % ED	170 A / 26.8 V
		100 % ED	150 A / 26.0 V
Welding range	TIG		5 A / 10.2 V – 250 A / 20.1 V
	MMA		10 A / 20.4 V – 220 A / 28.8 V
Open circuit voltage			95 V
Power factor at maximum current	TIG		0.92
	MMA		0.91
Efficiency at maximum current	TIG		80 %
	MMA		86 %
Stick electrode	Ø		1.5–5.0 mm
External dimensions	L x W x H		400 x 180 x 340 mm
Weight (without cables)			11 kg

Ordering information

MinarcTig 250		MinarcTig 250MLP	
TX 165 G F, 4 m	P0607TX	TX 165 G F, 4 m	P0611TX
TX 165 G F, 8 m	P0608TX	TX 165 G F, 8 m	P0612TX
TX 225 G, 4 m	P0609TX	TX 225 G, 4 m	P0613TX
TX 225 G, 8 m	P0610TX	TX 225 G, 8 m	P0614TX
TX 165 G S, 4 m	P0625TX	TX 135 G F, 4 m	P0615TX
TX 165 G S, 4 m	P0626TX	TX 135 G F, 8 m	P0616TX
TX 225 G S, 4 m	P0632TX	TX 165 G S, 4 m	P0617TX
TX 225 G S, 8 m	P0633TX	TX 165 G S, 8 m	P0618TX
TX 135 G F, 4 m	P0636TX	TX 225 G S, 4 m	P0634TX
TX 135 G F, 8 m	P0637TX	TX 225 G S, 8 m	P0635TX
TX 165 G S, 16 m	P0668TX	TX 165 G S, 16 m	P0669TX
Accessories			
Welding cable	5 m, 25 mm ²	6184201	
Earth return cable	5 m, 25 mm ²	6184211	
MST 400 transport unit		6185294	





MasterTig DC / MasterTig ACDC

Far from the ordinary

- Choose from traditional touch button control panels or the full color 7" TFT control panel, including Weld Assist and 99 memory channels per process
- Weld Assist guides every welder towards accurate, productive welding by recommending the best parameters for different welding applications
- Several useful features available for enhanced TIG welding
- Easy, fast and convenient coolant filling and cleaning
- MasterTig transport units feature floor level cylinder loading, removing the need for heavy lifting
- Compatible with Flexlite TX TIG torches
- Foot pedal, on-torch and hand remote controls available
- Option for connecting the equipment to WeldEye cloud service
- Designed and manufactured in Finland
- 3 year warranty

Excellent ergonomics and superb user experience

MasterTig is the new master of AC and DC TIG welding, setting new standards for weld quality, usability and power efficiency.

Designed for professional user groups, the MasterTig product family offers a choice of power variants in 230A, 300A, 400A and 500A models, featuring impressive size and weight specifications.

The modular design philosophy allows you to build the specification that best meets your needs, including alternative control panels, wireless remote controls and transport cart options.

Stylish, practical and robust, MasterTig absorbs the knocks and shocks of everyday welding life. Light in weight and compact in size, MasterTig is constructed from tough injection molded plastic, featuring impact bridge protection structures, and is your reliable partner for workshop or site use.





VALUE FEATURES



30% INCREASED WELDING SPEED

Double Pulse function accelerates welding speed and lowers heat input by 20%



60% FASTER SETUP

Weld Assist guides you towards the optimal setup for easy and productive welding



20 % LOWER NOISE LEVELS

MasterTig reduces noise levels compared to leading competitors in AC welding applications

Enhanced welding



PERSONALIZE

Upload your company logo or favorite image to personalize your MasterTig screen saver.



MODULAR DESIGN

Choose from a range of MasterTig power models, alternative user interfaces remote control options, transport carts and torches, to ensure your machine meets your exact needs.



IMPACT BRIDGE

MasterTig is designed and constructed from strong, energy absorbing, recyclable plastics, incorporating impact bridge structures that better protect the power source from the everyday knocks of welding life. MasterTig 535 ACDC is fitted with metal side plates.



PIVOTSAFE

MasterTig transport units feature floor level cylinder loading, thus eliminating the need for heavy lifting. The P45MT transport unit has an innovative integrated pivoting cylinder plate for safe cylinder loading.



TORCH PARTS STORAGE

Quickly access frequently used TIG torch parts from the convenient storage tray mounted in the handle. Feature not included in MasterTig 535 ACDC.



UI CONTROL PANELS

Choose between the traditional touch button control panels or the full color 7" TFT control system allowing easy, fast and accurate parameter setting. Protected by a 3mm armor shield plate, the 7" TFT display panel is both impact and scratch resistant. MasterTig 535 ACDC includes the MTP35X panel as standard.



WELD ASSIST

Set up your machine the first time and every time with Weld Assist. Follow simple on-screen steps to select material, thickness, joint type and position, and Weld Assist will set the optimal parameters, guiding every welder through accurate, productive welding. Weld Assist also gives recommendations for electrode size, filler wire, gas flow, groove type, pass profile and travel speed. Perfect for creating pWPS.



AUTOCOOL

Dynamic gas and water cooling ensures optimal temperature control and power efficiency. Depending on the welding power level and duration, the power source cooling fans moderate air flow and cooler motor run time between 15 seconds and 4 minutes, reducing electrical power consumption and localized noise levels. MasterTig 535 ACDC also includes an LED water level indicator.



WIRELESS

The magic of cordless remote control. Eliminate costly cable repairs and improve work site safety by using wireless remotes. Select either hand or foot pedal modules and enjoy wireless power control from a distance of up to 15 meters, or even 100 meters, depending on the work site. Make life easy.



Kemppi Flexlite TX torches feature high-strength and flexible rubber handles, for increased comfort and lower welder fatigue.



Upload your favourite image or company logo as a screen saver to the MTP35X display.



MasterTig 535 ACDC can be lifted by crane using the standard lifting eyes attached to the top of the machine.

Technical specifications

		MasterTig 235ACDC GM	MasterTig 235ACDC GM (VRD locked on)
Mains connection voltage	1~ 50/60 Hz	110 / 220...240 V ±10 %	110 / 240 V ±10 %
Fuse		16 A	15 A
Open circuit voltage (average)	MMA	50 V	23 V (locked to VRD)
Rated maximum output at 40 °C (240 V)	40 % TIG	230 A / 19.2 V	230 A / 19.2 V
Rated maximum output at 40 °C (110 V)	40 % TIG	130 A / 15.2 V	130 A / 15.2 V
Range of output (240 V)	TIG	3 A / 1 V...230 A / 31 V	3 A / 1 V...230 A / 31 V
Range of output (110 V)	TIG	3 A / 1 V...130 A / 24 V	3 A / 1 V...130 A / 24 V
Operating temperature range		-20...+40 °C	-20...+40 °C
EMC class		A	A
Degree of protection		IP23S	IP23S
External dimensions	LxWxH	544 x 205 x 443 mm	544 x 205 x 443 mm
Weight without accessories		19.1 kg	19.1 kg
Recommended generator power (min)	Sgen	8 kVA	8 kVA
Stick electrode diameters	ø mm	1.6...5.0 mm	1.6...5.0 mm
Standards		IEC 60974-1,-3,-10 / IEC 61000-3-12	IEC 60974-1,-3,-10 / IEC 61000-3-12 AS 60974.1-2006

		MasterTig 325DC MasterTig 335ACDC	MasterTig 325DC G MasterTig 335ACDC G	MasterTig 325DC GM MasterTig 335ACDC GM
Mains connection voltage	3~ 50/60 Hz	380...460 V ±10 %	380...460 V ±10 %	220...230 V; 380...460 V ±10 %
Fuse		16 A	16 A	20 A
Open circuit voltage (average)	MMA	50 V 23 V*	50 V 23 V*	50 V
Rated maximum output at 40 °C	40 % TIG	300 A / 22 V	300 A / 22 V	300 A / 22 V
Range of output	TIG	3 A / 1 V...300 A / 38 V	3 A / 1 V...300 A / 38 V	3 A / 1 V...300 A / 27 V (@ 220 V)
Operating temperature range		-20...+40 °C	-20...+40 °C	-20...+40 °C
EMC class		A	A	A
Degree of protection		IP23S	IP23S	IP23S
External dimensions	LxWxH	544 x 205 x 443 mm	544 x 205 x 443 mm	544 x 205 x 443 mm
Weight without accessories		21.0 kg 22.0 kg	21.5 kg 22.5 kg	21.5 kg 22.5 kg
Recommended generator power (min)	Sgen	20 kVA	20 kVA	20 kVA
Stick electrode diameters	ø mm	1.6...6.0 mm	1.6...6.0 mm	1.6...6.0 mm
Standards		IEC 60974-1,-3,-10 IEC 61000-3-12 AS 60974.1-2006 *	IEC 60974-1,-3,-10 IEC 61000-3-12 AS 60974.1-2006 *	IEC 60974-1,-3,-10 IEC 61000-3-12
* Applies only to the power source model versions where the Voltage Reduction Device (VRD) function is locked on.				

Technical specifications

		MasterTig 425DC G	MasterTig 425DC G (VRD locked on)	MASTERTIG 535 ACDC GM	MASTERTIG 535 ACDC GM (VRD locked on)
Mains connection voltage	3~ 50/60 Hz	380...460 V ±10 %	380...460 V ±10 %	220...230 V; 380...460 V ±10 %	220...230 V; 380...460 V ±10 %
Fuse		16 A	16 A	32 A	32 A
Open circuit voltage (average)	MMA	50 V	23 V (locked to VRD)	50 V	23 V (locked to VRD)
Rated maximum output at 40 °C	30 % TIG	400 A / 26 V	400 A / 26 V	40 % ED 500A/30V (400V) 40 % ED 450A/28V (220V)	40 % ED 500A/30V (400V) 40 % ED 450A/28V (220V)
Range of output	TIG	3 A / 1 V...400 A / 41 V	3 A / 1 V...400 A / 41 V	3 A/1 V-500 A /37 V (400V) 3 A/1 V-450 A /32 V (220 V)	3 A/1 V-500 A /37 V (400V) 3 A/1 V-450 A /32 V (220 V)
Operating temperature range		-20...+40 °C	-20...+40 °C	-20 ... +40 °C	-20 ... +40 °C
EMC class		A	A	A	A
Degree of protection		IP23S	IP23S	IP23S	IP23S
External dimensions	LxWxH	544 x 205 x 443 mm	544 x 205 x 443 mm	860 x 263 x 610 mm	860 x 263 x 610 mm
Weight without accessories		23.6 kg	23.6 kg	57 kg	57 kg
Recommended generator power (min)	Sgen	20 kVA	20 kVA	35 kVA	35 kVA
Stick electrode diameters	∅	1.6...7.0 mm	1.6...7.0 mm	1,6...7,0 mm	1,6...7,0 mm
Standards		IEC 60974-1,-3,-10 IEC 61000-3-12	IEC 60974-1,-3,-10 IEC 61000-3-12 AS 60974.1-2006	IEC60974-1,-3,-10, AS60974.1, GB/T15579.1	IEC60974-1,-3,-10, AS60974.1, GB/T15579.1

MasterTig Coolers	MasterTig Cooler M	MasterTig MXL Cooler
Recommended coolant	MPG 4456 (Kemppi mixture)	MPG 4456 (Kemppi mixture)
Tank volume	3.0 l	3.0 l
Operating temperature range *	-20...+40 °C	-20...+40 °C
Weight without accessories	12.5 kg	25 kg
	* With recommended coolant	

FlexFlite TIG Torches		TX 135GF	TX 165GF	TX 165GS	TX 165G	TX 225G	TX 225GS	TX 255WS	TX 305WF	TX 355W
Type of cooling		Gas	Gas	Gas	Gas	Gas	Gas	Liquid	Liquid	Liquid
Type of connection	Current- gas	G1/4	G1/4	G1/4	G1/4	G1/4	G1/4	G1/4	G1/4	G1/4
Load capacity @ 40 % (Argon)	A	130	160	160	160	220	220	250	300	350
Load capacity @ 100 % (Argon)	A	-	-	-	-	-	-	200	200	250
Remote control		Optional	Optional	Optional	Optional	Optional	Optional	Optional	Optional	Optional
Neck type		Flexible	Flexible	Rotating	70° angle	70° angle	Rotating	Rotating	Flexible	70° angle

These equipment comply with standard IEC 60974-7.



MT535ACDC



P43MT



T25MT



P45MT

Ordering information

Equipment	Description	Ordering code
MasterTig 235ACDC GM	Power source: 230 A AC/DC, generator and multi-voltage use	MT235ACDCGM
MasterTig 235ACDC GM	Power source: 230A AC/DC, generator and multi-voltage use, VRD locked on	MT235ACDCGMAU
MasterTig 325DC	Power source: 300 A DC	MT325DC
MasterTig 325DC G	Power source: 300 A DC, generator use	MT325DCG
MasterTig 325DC G	Power source: 300 A DC, generator use, VRD locked on	MT325DCGAU
MasterTig 325DC GM	Power source: 300 A DC, generator and multi-voltage use	MT325DCGM
MasterTig 335ACDC	Power source: 300 A AC/DC	MT335ACDC
MasterTig 335ACDC G	Power source: 300 A AC/DC, generator use	MT335ACDCG
MasterTig 335ACDC G	Power source: 300 A AC/DC, generator use, VRD locked on	MT335ACDCGAU
MasterTig 335ACDC GM	Power source: 300 A AC/DC, generator and multi-voltage use	MT335ACDCGM
MasterTig 425DC G	Power source: 400 A DC, generator use	MT425DCG
MasterTig 425DC G	Power source: 400 A DC, generator use, VRD locked on	MT425DCGAU
MasterTig 535 ACDC GM	Power source: 500 A AC/DC, 3-phase generator and multi-voltage use, includes	MTP35X, MT535ACDCGM
MasterTig 535 ACDC GM	Power source: 500 A AC/DC, 3-phase generator and multi-voltage use, VRD locked on, includes MTP35X, MT535ACDCGMAU	MTP35X, MT535ACDCGMAU
MasterTig Cooler MXL	MasterTig 535 Cooler 1.7Kw multi-voltage XL	MTC17KWMXL
MasterTig Cooler M	Cooling unit, multi-voltage use	MTC1KWM
MTP23X	Control panel: Membrane panel, DC	MTP23X
MTP33X	Control panel: Membrane panel, AC/DC	MTP33X
MTP35X	Control panel: 7" TFT panel, DC, AC/DC	MTP35X
HR43	Wired remote	HR43
HR45	Wireless remote	HR45
FR43	Wired foot pedal remote	FR43
FR45	Wireless foot pedal remote	FR45
P43MT	Transport unit, 4 wheel undercarriage	P43MT
T25MT	Transport unit, 2 wheel cart	T25MT
P45MT	Transport unit, 4 wheel cart	P45MT
MT535ACDC	Transport unit, 4 wheel cart	X5701020000

MODEL DESCRIPTION	SALES PACKAGE CODE
MASTERTIG 535 AC/DC 500 GM 4M WC FR CART	P0916TX
MASTERTIG 535 AC/DC 500 GM 8M WC FR CART	P0917TX
MASTERTIG 535 AC/DC 500 GMVRD 4M WC FR CART	P0918TX
MASTERTIG 535 AC/DC 500 GMVRD 8M WC FR CART	P0919TX







Minarc

150 / 220

Little giants of the MMA welding world

- Excellent welding quality and ignition
- 1ph 230V and 3ph 400V models
- Automatic dynamics feature
- Lightweight and high power
- Excellent work duty performance
- VRD model options
- Scratch TIG feature
- Ready to weld packages
- Designed and manufactured in Finland
- 3 year warranty

Applications

- Metal workshops
- Construction industry
- Agriculture
- Repair and maintenance

Lightweight, compact and super portable

Minarc 150 and 220 MMA welding machines are lightweight, robust, durable and impact resistant, the ideal choice for workshop and site environments.

Superior arc performance based on high voltage reserves and automatic 'Arc Force' control, guarantee the arc will remain stable in all welding positions, even when connected with extra-long welding and power cables up to 100m.

Automatic Hot Start gives perfect ignition in all conditions and the Anti-sticking function decreases the risk of the MMA electrode sticking to the base material and aids short arc control. Protection against overload, humidity and dust ingress means excellent reliability, and TIG welding is possible thanks to the scratch -TIG function and GV TIG torches. Minarc 220 features a remote-control option.

Specific Minarc models feature the VRD function (Voltage Reduction Device) that lowers the open circuit voltage for welding environments that may present wet, damp or humid conditions.





VALUE FEATURES




EASY START

With ready to weld packages



EXCELLENT WELDING QUALITY

Outstanding arc performance



GREAT PACKAGE

Lightweight, high power and duty
cycle

Technical specifications Minarc 150

Minarc 150		
Connection voltage	1~, 50 /60 Hz	230 V ±15 %
Rated power	35 % ED MMA	140 A/7.5 kVA
	50 % ED MMA	-
	100 % ED MMA	100 A/5.1 kVA
	35 % ED TIG	150 A/5.0 kVA
	50 % ED TIG	-
	100 % ED TIG	110 A/3.3 kVA
Connection cable	H07RN-F	3G2.5 (3.3 m)
Fuse, delayed		16 A
Welding range	MMA	10 A/20.5 V–140 A/25.6 V
	TIG	10 A/10.5 V – 150 A/15.6 V
Plug type		Schuko
Open circuit voltage		85 V (30 V/VRD)
Power factor at max current		0.60
Efficiency at max current		80 %
Stick electrode	ø mm	1.5–3.25
External dimensions	L x W x H, mm	320 x 123 x 265
Weight	kg	4

Technical specifications Minarc 220

Minarc 220			
Connection voltage	3~, 50/60 Hz		400 V -20 %...+15 %
Rated power	MMA	35 % ED	220 A
		100 % ED	150 A
Output 40 °C	MMA	35 % ED	220 A / 28.8 V
		60 % ED	170 A / 26.8 V
		100 % ED	150 A / 26.0 V
	TIG	35 % ED	220 A / 18.8 V
		60 % ED	180A / 17.2 V
		100 % ED	160 A / 16.4 V
Connection cable	H07RN-F		4G1.5 (5 m)
Fuse, delayed			10 A
Welding range	MMA		10 A / 20.4 V-220 A / 28.8 V
	TIG		10 A / 10.4 V-220 A / 18.8 V
Open circuit voltage			85 V (30 V/VRD)
Power factor at maximum current	MMA		0.91 (TIG 0.92)
Efficiency at max current			0.86 (TIG 0.80)
Stick electrode	ø		1.5–5.0 mm
External dimensions	L x W x H		400 x 180 x 340 mm
Weight			9.2 kg

Ordering information Minarc 150

Minarc 150		
Minarc 150, incl. earth and welding cable (3 m), connection cable with Schuko		6102150
Minarc 150 VRD, incl. earth and welding cable (3 m), connection cable with Schuko		6102150VRD
Accessories		
Earth return cable	5 m, 16 mm ²	6184015
Welding cable	5 m, 16 mm ²	6184005
Carrying straps		9592162
TIG torch Flexlite TX 163 GVD94		TX163GVD94

Ordering information Minarc 220

Minarc 220, incl. earth return and welding cable (5 m), connection cable		6102220
Accessories		
Earth return cable	5 m, 25 mm ²	6184211
Welding cable	5 m, 25 mm ²	6184201
Carrying straps		9592162
TIG torch Flexlite TX 223GVD134		TX223GVD134







Minarc Evo 180

Wherever your work takes you

- Premium welding performance
- Use with all electrode types
- Use with long supply cables
- PFC technology for ultimate energy efficiency
- High current output and duty cycle
- Lightweight and portable
- Robust and durable
- Precise lift TIG technology
- Mains network or generator use
- Optional remote control
- Designed and manufactured in Finland
- 3 year warranty

Applications

- Metal workshops
- Construction industry
- Agriculture
- Repair and maintenance

More powerful and affordable than ever before

The little MMA giant is back, stronger than ever. Minarc Evo 180 is the latest MMA model from the popular Minarc Evo family. It has all the great qualities of its predecessor, and then some. Upgraded, improved and more powerful, it serves the agile welder better than ever with greater welding capacity.

Outstanding welding performance is no overstatement. Every element of Minarc Evo 180 is designed to meet the needs of professional welders on the move. Where size, weight and welding quality are concerned, there is no equal.

Ideal for site use, you can use Minarc Evo 180 from mains or generator power supplies, even with extra long supply cables. Minarc Evo is easy to carry, so you can normally take everything you need in one journey.

Large voltage reserves and automatic arc force control provide excellent arc stability in all welding positions and for a wide range of electrode types, making sure you get quality welding results every time.

The large and clear meter display makes accurate current setting simple and easy, and precise lift TIG ignition ensures high quality DC TIG welding. Connect a remote control unit and you can adjust welding parameters at distance during welding, for ultimate convenience and weld pool control.





Lightweight, compact and super portable

VALUE FEATURES



LIGHTWEIGHT 5,85 KG

Easy to carry anywhere.



PROFESSIONAL PERFORMANCE

Portable, powerful, capable

Technical specifications

Minarc Evo 180		
Connection voltage	1~ 50/60 Hz	230 V \pm 15 % (AU 240 V \pm 15 %)
Rated power at max. current	30 % ED MMA	170 A / 5.7 kVA
	35 % ED TIG	180 A / 4.0 kVA
Output (40 °C) MMA	30 % ED	170 A / 26.8 V (140AU: 28 % ED 140A / 25.6 V)
	60 % ED	140 A / 25.6 V
	100 % ED	115 A / 24.6 V (140 AU: 80 A/23.2 V)
Output (40 °C) TIG	35 % ED	180 A / 17.2 V
	60 % ED	150 A / 15 V
	100 % ED	130 A / 15.2 V
Open circuit voltage		90 V (VRD 30 V; AU VRD 12 V)
Power factor at 100 % ED		0.99
Efficiency at 100 % ED (MMA)		84 %
Stick electrodes	Ø	1.5...4 mm
External dimensions	L x W x H	361 x 139 x 267 mm
Weight (with connection cable)		5.85 kg
EMC class		A
Norms IEC 60974-1, -10, IEC 61000-3-12		

Ordering information

Minarc Evo 180 (incl. earth return and welding cables (3 m) and shoulder strap)		
Minarc Evo 180		61002180
Minarc Evo 140 AU*		61002140AU
Minarc Evo 180 AU*		61002180AU
Minarc Evo 180 VRD		61002180VRD
Earth return cable	5 m, 16 mm ²	6184015
Welding cable	5 m, 16 mm ²	6184005
Shoulder strap		9592163
Optional: TIG torch Flexlite TX 163 GVD94	4 m	TX163GVD94
R10 Hand held remote control	5 m	6185409

*The AU model is for the Australian and New Zealand markets. They have different mains plugs.





Master 315

A bit of extra to the ordinary

- Specific design for MMA welding
- Compact and lightweight
- Designed for all electrode types, also for cellulosic electrodes.
- MMA and DC TIG welding function
- Suitable for use with power generators
- Designed and manufactured in Finland
- 3 year warranty

Applications

- Installation and set-up
- Repair and maintenance
- Chemical and process industry
- Shipyards and offshore industry

Fast and accurate setup premium weld quality

Master 315 is a stylish and practical MMA welding machine, capable of absorbing the knocks and shocks of everyday welding life.

Lightweight and compact, the Master 315 is constructed from tough injection molded plastic, featuring impact bridge protection structures, making it your reliable partner for workshop or site use.

Master 315 guarantees optimal welding performance and fast parameter setting, supported by the innovative Weld Assist menu selection tool.

Weld Assist ensures suitable parameters are set for each application, regardless of your welding experience. Select the electrode type, electrode size and joint type, and Weld Assist selects the perfect setting for you.

MMA welding may be a basic welding process, but Master 315 adds that little bit of extra to the ordinary in a perfect blend for professional welding.





VALUE FEATURES



WELD ASSIST

Take the guesswork out of MMA parameter setting with Weld Assist, which reduces setup time by up to 60 % and ensures suitable parameter setup the first time and every time.



HIGH-QUALITY STICK WELDING

Perfect welds are characterized by a smooth, controlled arc performance.

Master 315 has the dynamic performance to keep the arc under control, including cellulosic electrodes.



WIRELESS REMOTE CONTROL

Extend usability and eliminate hazards with the HR45 wireless remote control. You can set the power level simply and safely and select memory channels up to 100 m from your workstation.

Superb user experience



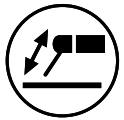
PERSONALIZE

Upload your company logo, contact details or favorite image to the Master 315 screen saver. It's simple and fast.



PULSED MMA

For selected applications, Pulsed MMA can lower the overall heat input, improve welding arc control and increase welding speed. Additional benefits of Pulsed MMA include excellent positional and root pass welding properties, cleaner welds and reduced heat deformation.



ARCBREAK TECHNOLOGY

ARCBreak technology provides welding professionals a variable parameter setting to easily make and break the welding arc during MMA welding. With better control of the weld pool and heat input, ARCBreak helps you avoid burn through, improves overall weld quality and increases tack welding speed. ARCBreak can be optimized through the Weld Assist menu for variable electrode types.



CELLULOSIC WELDING PERFORMANCE

Cellulosic welding electrodes require a large voltage reserve for reliable welding. Master 315 has a special welding program and tuned power dynamics, ensuring the unique arc force properties for excellent cellulosic welding performance.



MEMORY CHANNELS

Master 315 includes 99 memory channels for your favorite parameter settings or WPS values. Copy or delete and update as needed. It's fast and simple.



OPTIMAL WELDING PARAMETERS FOR EVERY JOB

Equipped standard with a full-color 7-inch TFT display, Master 315 defines the best user experience and accuracy for weld parameter setting and control. The easy-to-use navigation buttons and multifunction control knob make it easy to find the optimal welding parameters for every job. Either select your own settings manually or allow Weld Assist to guide you through them. Welding machine control and setting does not get any easier.



Suitable for all electrode types, including cellulosic electrodes.



Choose between wired and cordless remote control options HR43 (wired) or HR45 (cordless).



Optimal welding parameters for every job, using the large and clear TFT display, including a personalization screen saver feature. Add your company logo and contact details or a favorite image.

Technical specifications

		Master 315 G	Master 315 G (VRD locked on)	Master 315 GM
Mains connection voltage	3~ 50/60 Hz	380...460 V ±10 %	380...460 V ±10 %	220...230 V ±10 % 380...460 V ±10 %
Fuse		16A-C	16A-C	16A-C
Rated maximum output at 40 °C, MMA	30 %			300 A / 32.0 V (400 V) 260 A / 30.4 V (220 V)
	40 %	300 A / 32 V	w300 A / 32 V	280 A / 31.2 V (400 V) 260 A / 30.4 V (220 V)
	60 %	260 A / 30.4 V	260 A / 30.4 V	260 A / 30.4 V (400 V) 230 A / 29.2 V (220 V)
	100 %	220 A / 28.8 V	220 A / 28.8 V	220 A / 28.8 V (400 V) 175 A / 27.0 V (220 V)
Rated maximum output at 40 °C, TIG	40 %	300 A / 22 V	300 A / 22 V	280 A / 21.2 V (400 V) 260 A / 20.4 V (220 V)
	60 %	260 A / 20.4 V	260 A / 20.4 V	260 A / 20.4 V (400 V) 230 A / 19.2 V (220 V)
	100 %	220 A / 18.8 V	220 A / 18.8 V	220 A / 18.8 V (400 V) 175 A / 17.0 V (220 V)
Welding range	MMA	10...300 A	10...300 A	10...300 A (400 V) 10...260 A (220 V)
	TIG	3...300 A	3...300 A	3...300 A (400 V) 3...260 A (220 V)
No-load voltage (reg)		50 Vdc	23 Vdc	50 Vdc
No-load voltage (un-reg)		70...95 V	70...95 V	70...95 V
No-load voltage, VRD		23 Vdc	23 Vdc	23 Vdc
Max welding voltage		63...89 Vdc	63...89 Vdc	38...60 Vdc
Power factor @ 100 %		0.89	0.89	0.89 (400V) 0.95 (220 V)
Efficiency @ 100 %		0.87	0.87	0.87 (400 V) 0.85 (220 V)
Operating temperature range		-20 ... +40 °C	-20 ... +40 °C	-20 ... +40 °C
EMC class		A	A	A
Degree of protection		IP23S	IP23S	IP23S
External dimensions	L x W x H	544 x 205 x 443 mm	544 x 205 x 443 mm	544 x 205 x 443 mm
Weight without accessories		21.4 kg	21.4 kg	22.6 kg
Recommended generator power (min)	Sgen	20 kVA	20 kVA	20 kVA
Stick electrode diameters	ø mm	1.6...7.0 mm	1.6...7.0 mm	1.6...7.0 mm
Standards		IEC 60974-1,-3,-10 IEC 61000-3-12 GB 15579.1	IEC 60974-1,-3,-10 IEC 61000-3-12 GB 15579.1 AS 60974.1-2006	IEC 60974-1,-3,-10 IEC 61000-3-12 GB 15579.1

Ordering information

Equipment	Description	Ordering code
Master 315 G	Power source 300 A, generator use	M315G
Master 315 G	Power source 300 A, generator use, VRD locked on	M315GAU
Master 315 GM	Power source 300 A, generator and multi-voltage use	M315GM
Welding cable	5 m, 35 mm ²	6184301
Welding cable	5 m, 50 mm ²	6184501
Earth return cable	5 m, 35 mm ²	6184311
Earth return cable	5 m, 50 mm ²	6184511
Flexlite TX 223GVD13	Flexlite TX torch with a manual gas valve and a DIX 13 mm connector	TX223GVD134
HR43	Wired remote	HR43
HR45	Wireless remote	HR45
FR43	Wired foot pedal remote	FR43
FR45	Wireless foot pedal remote	FR45
P43MT	4-wheel undercarriage	P43MT
T25MT	2-wheel cart with floor level cylinder loading	T25MT
P45MT	4-wheel cart with an innovative pivoting cylinder plate.	P45MT

P45MT







Master S

400 / 500

Powerful, efficient, quality, value

- Hot start and arc force adjustment for optimised starts and arc control with alternative electrode types, guaranteeing flawless and stable weld pool control every time.
- Antifreeze cuts off the power and protects the electrode if sticking occurs during welding
- Contact ignition (Lift TIG) in DC TIG
- Arc gouging
- Designed and manufactured in Finland
- 3 year warranty

A master of sites

Master S series MMA power sources are designed for high-performance professional welding. They offer a compact, robust and portable MMA power source with optimum energy efficiency. It is a perfect partner for heavy-duty welding work where the ease of use, reliability and durability are paramount.

- Powerful and portable MMA power source for professional workshop and site use
- Models available for all electrode types, including cellulosic electrodes
- Efficient output at 400/500 A 60% ED
- Robust structure for heavy-duty site use

The powerful 400 or 500 amp power source provides great welding results with pleasurable welding experience. Mains and generator powered with wide voltage network tolerance. Integrated Voltage Reduction Device (VRD) increases safety at work. All this and more in a compact and lightweight design that makes transportation and site management easy.





VALUE FEATURES



EXTRA UTILITY

Professional welding performance, compact, lightweight, industrial MMA (stick) and DC TIG.



REMOTE CONTROL OPTION

When connected with a suitable Kemppi remote control, you can remotely adjust the welding current

Technical specifications

Master S		S 400	S 500
Connection voltage	3~50/60 Hz	380 – 440 V (-10 %...+10 %)	380 – 440 V (-10 %...+10 %)
Rated power at max. current	60 % ED	18 kVA	26 kVA
Fuse (delayed)		25 A	35 A
Output at 40 °C MMA	60 % ED	400 A / 36 V	500 A / 40 V
	100 % ED	310 A / 32.4 V	390 A / 35.6 V
Output at 40 °C TIG	60 % ED	400 A / 26 V	500 A / 30 V
	100 % ED	310 A / 22.4 V	390 A / 25.6 V
Max. welding voltage		400 A / 48 V	500 A / 46V
Open circuit voltage		80 – 95 V	80 – 95 V
Stick electrodes		ø 1.6...6.0 mm	ø 1.6...7.0 mm
Welding current control		stepless	stepless
Power factor at 100 %		0.89	0.90
Efficiency at 100 %		0.89	0.89
Degree of protection		IP23S	IP23S
Operating temperature range		-20...+50 °C	-20...+50 °C
EMC class		A	A
External dimensions	L x W x H	570 x 270 x 370 mm	570 x 270 x 370 mm
Weight (without cables)		20.5 kg	23.5 kg

Ordering information

Master S		
Master S 400		632140001
Master S 500		632150001
Master S 500 offshore	For extreme conditions	632150001C1
Master S 400 AU*		6321400AU
Master S 500 AU*		6321500AU
Welding cable	5 m, 50 mm ²	6184501
	10 m, 50 mm ²	6184502
	5 m, 70 mm ²	6184701
	10 m, 70 mm ²	6184702
Earth return cable	5 m, 50 mm ²	6184511
	10 m, 50 mm ²	6184512
	5 m, 70 mm ²	6184711
	10 m, 70 mm ²	6184712
R10 Remote control	5m	6185409
	10m	618540901
Slide bars		SP007023


* The AU models are for the Australian and New Zealand markets.



Clear and easy to use display, plus adjustment for Arc dynamics and Hot start values.



Single man lift capability in a powerful, compact package.



On land and sea, Master S 400 and S 500 provide the power to get the job done.



KempGouge ARC 800

Mobile, heavy duty carbon arc gouging power



- Designed specifically for carbon arc gouging
- Extremely power efficient
- Compact and easy to move
- Panel or remote current adjustment
- Designed and manufactured in Finland
- 3 year warranty

Applications

- Shipyards
- Metal fabrication workshops
- Foundries

The heavy-duty gouging specialist

KempGouge offers 800 amps of gouging power with 50% duty cycle. The characteristics curve is specifically designed for carbon arc gouging, so gouging properties are optimised and noise levels kept very low. Package includes power source, control panel, and transport unit for easy mobility. KempGouge lets you open roots or faulty welds, prepare welding grooves, cut metals, pierce holes, clean casts and remove excess metal.

KempGouge ARC 800 gives productivity and convenience to gouging work.

When equipped with the optional R10 remote control unit, the gouging current can be adjusted directly from the work site, eliminating the need to move between the work piece and the power source. The carbon arc gouging electrode holder GT4000 is designed for use with the KempGouge and works with round or flat electrodes. The air pressure used for gouging can be adjusted via the control mounted on the holder itself.





VALUE FEATURES



EXTREMELY POWER EFFICIENT

Electrically power efficient.



EASY TO MOVE

the machine and adjust the gouging current.



FAST AND EFFECTIVE

removal of weld defects.

KempGouge ARC 800 is a fast, effective, and safe way to:

- Open root welds
- Remove faulty welds and cracks
- Prepare welding grooves
- Cut metal
- Pierce holes



KempGouge ARC 800 makes easy work of carbon arc gouging tasks.

Technical specifications

KempGouge™ ARC 800		
Connection voltage	3~, 50/60 Hz	400 V, -15...+20 %
Rated power at max. current	50 % ED	44 kVA
Output	50 % ED	800 A/44 V
	100% ED	600 A/44 V
Fuse		63 A delayed
Welding range		20 A/20 V...800 A/44 V
Connection cable	H07RN-F	4G16 (16 mm)
Open circuit voltage		50 V
Power ratio at 100 % ED		0.9
Efficiency at 100 % ED		0.90
External dimensions	L x W x H	700 x 660 x 1400 mm
Weight with transport unit		115 kg

Ordering information

Power Sources		
KempGouge ARC 800 (includes transport unit)		6284000
Cables		
Connection cable (incl. 63 A plug)	5 m, 4 x 16 mm ²	W000869
Connection cable (incl. 63 A plug)	10 m, 4 x 16 mm ²	W003408
Earth return cable	5 m, 120 mm ²	61841201
Earth return cable	10 m, 120 mm ²	61841202
Gouging electrode holder		
GT 4000 with 2.1 m cable		6285400
Remote control units		
R10 5 m		6185409
R10 10 m		618540901
Remote control extension cable for R10 10 m		6185481



The carbon arc gouging electrode holder GT4000 is designed for use with the KempGouge and works with round or flat electrodes.



KempGouge ARC 800 can be equipped with a R10 remote control unit, that lets you adjust the gouging current directly from the work site.



A mobile, heavy duty carbon arc gouging power source for the removal of many types of metals and for cutting tasks.

ArcValidator



Up to 80% faster than manual validation process



- Fast and accurate, works with all welding machine makes and models *
- Fully automated for the most sophisticated Kemppi equipment
- Step-by-step process guidance
- Includes PC software and certificate creation
- Integrated wire speed measurement
- Supports IEC 60974-14 standard requirements
- * Measuring accuracy up to 550 A
- Designed and manufactured in Finland



The complete solution for welding equipment validation

Next step solution

Kemppi ArcValidator is an automated and universal solution for validating arc welding equipment accuracy. The ArcValidator solution speeds up the validation process by as much as 80 %.

Systematic and accurate welding equipment validation

ArcValidator provides a streamlined solution, that supports local quality control through standardised current and voltage validation measures. ArcValidator supports MMA, MIG/MAG as well as TIG welding processes and is universally compatible with almost any standard welding equipment with absolute unit meters.

Efficient, solution-oriented approach

ArcValidation guides and coaches the engineer throughout the validation process, using clear on-screen instructions. All validation data is recorded on the ArcValidator DataStick and later used to prepare the final validation report and the official certificate generated with the ArcValidation PC software.

Each validation has a unique reference number, providing a valuable system asset when working at large-scale sites, with welding machine fleets, or when managing multiple small site customer service visits in a working day.

Controlling quality made accurate and comparable

ArcValidator meets the very latest standards requirements, measuring the necessary components and making sure your welding equipment can meet the necessary standards for accurate setting to stated WPS/Quality process values.



ArcValidator RC records the complete validation process data for later transfer to the PC software.



ArcValidator load bank is easy to move around and a universal solution for multi-branded fleet validation.

Why is arc equipment validation necessary?

Welding equipment validation is required to make sure that the standardised level of accuracy and quality is maintained. For example in MIG/MAG welding equipment, this is done by measuring the accuracy and consistency of the welding output - current, voltage as well as wire feed speed. Also the repeatability in the setting of these parameters must be confirmed.

ArcValidator is founded on the requirements defined in the IEC 60974-14 standard for validating arc welding equipment. ArcValidator's compliance with the validation standard is ensured through annual calibration and you can have this done by your Kemppi service workshop.

Clear and consistent reporting tools

Reporting tools guarantee that validation data is recorded and presented clearly and accurately, while the generation of certificates should be highly automated. Kemppi ArcValidation software for PC is simple to use, featuring clear and concise layouts, plus a 'help and guidance' section for first time operators.

Automatic welding validation

Automatic validation mode is available with Kemppi's system class welding equipment. ArcValidator automatically controls and operates the validated equipment – a power source or a wire feeder – through the remote control connection during the validation process.

The user can choose either standard validation (normal accuracy) or precision validation (higher level of accuracy) according to European Standard IEC 60974-14.

EN 1090 is the European standard you need to follow in order to get the CE marking required for steel structure manufacturing and construction. The requirements for arc welding equipment accuracy are defined in EN 60974-1.

VALIDATION RESULTS					
	MIN	#1	Display mean	#2	MAX
50,0	50,0	50,0	50,0	50,0	100,0
100,0	100,0	100,0	100,0	100,0	200,0
200,0	200,0	200,0	200,0	200,0	300,0
300,0	300,0	300,0	300,0	300,0	500,0
500,0	500,0	500,0	500,0	500,0	500,0

ArcValidator PC software manages both the 'pre and post' validation process and ensures easy pass certificate creation and accurate customer record keeping.

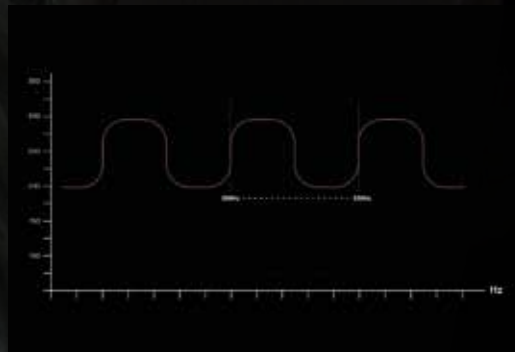
MAX processes

Make the seemingly impossible, **possible**

For challenging welding applications and demanding production targets, new MAX arc performance processes offer increased welding travel speed, improved weld pool control and lower heat input, without the need for an additional voltage sensing cable. The new MAX processes join the already successful Wise modified arc processes and collectively make the seemingly impossible, possible.

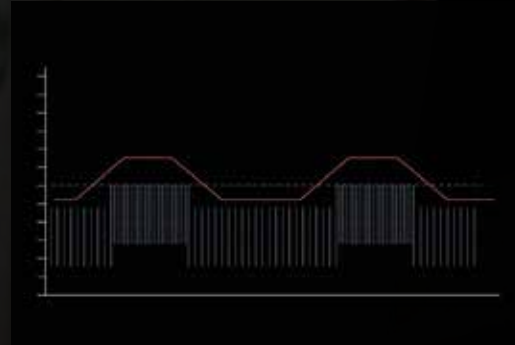
MAX SPEED

MAX Speed increases welding travel speed by up to 70%* compared to traditional pulse or spray arc processes. MAX Speed produces clean, high-quality weld seams, effectively reducing labor time and welding costs. MAX Speed is designed for steel and stainless steel welding applications in the PA and PB positions.



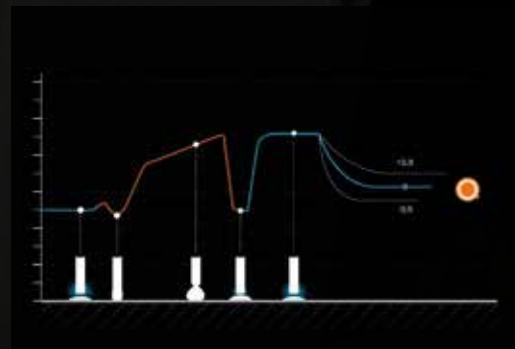
MAX POSITION

MAX Position helps to manage the gravitational effects on a molten weld pool. Improving control and confidence when working in position, MAX Position is an excellent tool for filling and capping in steel, stainless steel and aluminum applications in the PF position.



MAX COOL


MAX Cool lowers heat input by up to 32%, improving control where excessive temperatures negatively impact weld pool stability and increase joint distortion. MAX Cool is ideal for a variety of applications, including thin sheet fabrication, root welding, gap bridging and joining thin extruded sections in solid Fe, Ss, CuAl8 and CuSi3 filler materials.



* Maximum travel speeds measured in automated and semi-automated Ss applications. Speed reductions apply in manual welding applications and Fe material.

See more information about arc performance processes

kemp.cc/special-processes/com





Wise processes

Manage welding skill, productivity and quality

Wise software product family has been developed and tested together with industrial partners, to find the best solutions to problematic welding cases, and has proven successful in production environments. Wise products are welding software solutions, enabling levels of welding performance that otherwise would be impossible to achieve with the standard MIG/MAG welding process. Wise products are the go-to solution for enhanced root closure, constant power management, automated arc length control and precise thin sheet welding.

	Master M			X5 FastMig	
	353	355	358	Auto	Auto Pulse
WiseRoot+					●*
WiseThin+					●*
WisePenetration			●	●	●
WiseFusion		●	●	●	●
WiseSteel			●	●	●

*requires Pulse+ power source and 'V' code suffix interconnection cables set.



WiseRoot+

WiseRoot+ is a highly efficient and unique tailored arc process for manual and automated root pass welding in ferrous and stainless steel materials. WiseRoot+ process is based on precise voltage measurement and current control. The special voltage sensing cable guarantees actual data from the arc. Only two parameter regulations needed. Wire feed speed and fine tuning. Excellent welding characteristics also with longer cables (up to 30 m). High efficient process » 10% faster than normal MAG welding.

- Best root pass welding on the market
- Produces premium root welds
- Allows wide root gap tolerance
- No need for backing ring or ceramics
- Three times faster than TIG welding
- Very easy to learn and use
- Saves rework costs
- Can decrease joint volume in thick materials, reducing filler materials volume and cost
- Excellent CO₂ welding characteristics



WiseThin+

WiseThin+ is a tailored cold arc process for manual and automated thin sheet welding. WiseThin+ process is based on precise voltage measurement and current control Mixed gas welding characteristics with pure CO₂. Expands the parameter window and thus reduces the need to use smaller wire diameters. Soft pleasant arc characteristics Excellent welding characteristics for welding plate thicknesses 0.8...3.0 mm. Reduces heat input and thus also deformation. Excellent arc ignition for tack and intermittent welds.

- Excellent CO₂ welding characteristics
- Saves welding costs
- Down hand and all positional welding
- Reduces the amount and size of spatters
- Easy to use
- Produces high quality welds
- Reduced post weld rework
- Higher welding speed than in traditional shot arc welding
- Stable arc for positional welding for thicker plate thicknesses



WisePenetration

WisePenetration is a welding function for synergic and pulsed MIG/MAG welding. It ensures weld penetration regardless of variation in the contact-tip-to-work distance and keeps the welding power stabilized in all situations.

- Exceptionally stable and intense welding arc
- Enables the welding of deep, narrow grooves
- Ensured penetration even in case of limited visibility or accessibility
- Improved weld quality with less spatter
- Less rework required
- Savings in filler material costs



WiseFusion

WiseFusion creates and maintains an optimal short-circuit characteristic in pulsed MIG/MAG and spray-arc welding applications. Keeping the arc length optimally short for manual and automated welding, WiseFusion ensures consistent weld quality in all positions, and once set, eliminates the need for regular parameters adjustments.

- Automatic arc length regulation for pulsed MIG/MAG and spray-arc welding
- Excellent weld pool control for out-of position welding
- Narrow and energy-dense arc
- Improved weld quality and appearance
- Increased welding speed



WiseSteel

WiseSteel is a welding function especially designed to tackle the challenges of globular transfer. It alternates short arc transfer with spray transfer, which reduces spatter by up to 30%, and produces high-quality welds characterized by a regular fish-scale pattern. In the spray arc mode it increases travel speed up to 30%.

- Easy and efficient MIG welding of carbon steels
- Easier weld pool control in the PF position
- Precise heat input control on the weld pool sides
- Higher travel speed increases productivity
- Less distortion with high-energy-density arc
- Reduced droplet size enables welding in vertical and overhead positions
- Savings in grinding and straightening costs

Universal WPS

For all welding equipment brands



**Get the
jump on EN
1090 with
Kemppi**

Benefits

- The most comprehensive solution on the market, covering workshop as well as on-site work for both MIG/MAG and MMA welding.
- All six packages can be used with all welding machine brands.
- MIG/MAG package offers support for solid, flux-cored and metal-cored wires, and it contains 84 qualified and tested MIG/MAG WPSs.
- MIG/MAG package for tube welding contains 28 WPSs for structural tubes and pipes.
- MMA contains 28 WPSs and includes practical information for welding of truss connections.
- All packages are valid also when impact-strength requirements apply. For more information on filler material classification, visit www.kemppi.com/wps.

Kemppi Universal WPS packages

From 1 July 2014, all structural steel and aluminium products within EU must be CE marked inline with EN1090/2, as stated in the Construction Products Regulation (CPR). This EU standards requirement supports overall welded product quality objectives and safety, and Kemppi provide a number of solutions that help support your work based functions compliance and supporting documentation.

A comprehensive solution for workshop and on-site work and all welding equipment brands

To meet the requirements of the EN 1090-2 standard, we offer universal WPS (welding procedure specifications) packages for workshop and project-site use. These WPSs apply to both MIG/MAG and MMA welding. Kemppi is the first welding machine manufacturer in the world to offer Universal WPS package sets that support the constantly changing environments of workshops and construction sites, where there is a strong need for clear and simple instructions.

Kemppi Universal WPSs are compatible with all brands of welding machines

Kemppi WPSs for both MIG/MAG and MMA welding are compatible with all welding machine brands. Having a versatile fleet of welding machines is not a problem; Kemppi WPSs can be used with all of them. The universal welding procedure specifications comply in full with EN ISO 15612 and can be used for steel structures in execution classes EXC1 and EXC2 according to EN 1090-2.

Just one WPS package needed per site

You won't have to buy a separate licence for each welding machine. Our WPSs are valid in workshops and sites running under the same technical and quality control.

UNIVERSAL WPSS FOR MIG/MAG WELDING IN WORKSHOPS

This comprehensive package contains 84 MIG/MAG WPSs that are compatible with all MIG/MAG welding machines. They cover some of the most used solid, metal cored and flux cored wires.

UNIVERSAL WPSS FOR MIG/MAG TUBE WELDING

This new package with 28 WPSs is developed specifically for MIG/MAG butt welding of structural tubes and pipes. They cover some of the most used solid and flux cored wires. As a bonus, the package contains eight WPSs for Kemppi WiseRoot+ welding process.

UNIVERSAL WPSS FOR MMA WELDING ON WORK SITES

Kemppi's universal WPS package for MMA welding is based on customer needs. It contains all necessary welding procedure specifications, compatible with all MMA welding machines.

UNIVERSAL WPSS FOR STAINLESS STEELS

The package developed for austenitic stainless steels contains 21 WPSs for MIG/MAG and MMA welding.

UNIVERSAL WPSS FOR TUBE WELDING

The package developed for stick (MMA) tube welding contains 8 WPSs in total. These WPSs are suitable for welding structural tubes and pipes in steel structures.

UNIVERSAL WPSS FOR PIPE FILLET WELDS

The MIG/MAG package for pipe fillet welds supports solid flux-cored wires and contains 6 WPSs. The package also includes WPSs for 30 to 90-degree pipe fillet welds.

KEMPPI WPS SERVICE SITE FOR REGISTRATION, ADMINISTRATION AND UPDATES

You can register to Kemppi's WPS online service with a registration key, which will be available after the WPS package has been purchased. From the online service, you can download and print WPSs and WPQRs. The WPSs are available in multiple languages.

WHERE YOU CAN BUY

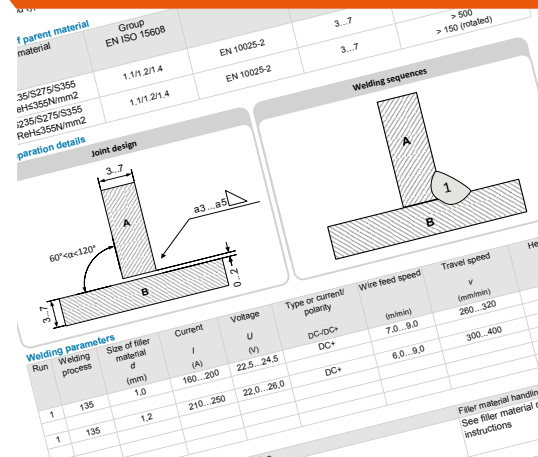
You can find more information at www.kemppi.com

Ordering codes

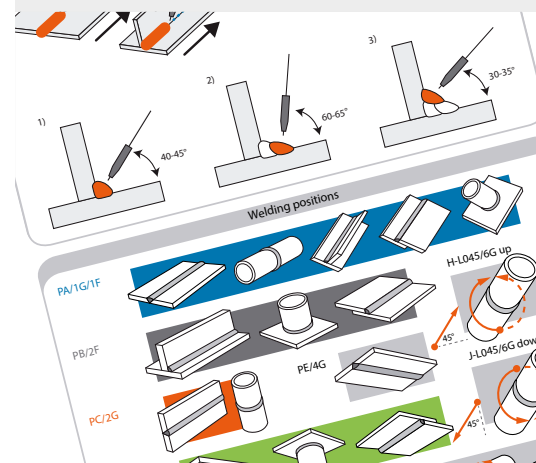
Package type	Ordering code
Universal WPS package for MIG/MAG	6800003
Universal WPS package for MMA	6800002
Universal WPS package for MIG/MAG tube welding	6800005
Universal WPS package for stainless steel	6800007
Universal WPS package for stick (MMA) tube welding	6800008
Universal WPS package for pipe to plate fillet welding	6800009

For more information, please visit our WPS Service Site at <http://www.kemppi.com/wps>

You can also contact our experts directly at weldingservices@kemppi.com



Clear and easy-to-read welding instructions




Every WPS sheet has detailed illustrations of welding positions and angles described on the backside



You can save time and money when you purchase and access a ready-made WPS package



Insight Creates Value



Benefits

- Suitable for any size and type of organization that performs welding
- Support for EN ISO, ASME, AWS, AS/NZS and JIS standards
- Effortless access to dashboard via web browser
- Easy management of WPS, WPQR and pWPS documents
- Fast welder qualification prolongation with expiry notifications
- 100% traceability and verified WPS compliance for each weld
- Accurate heat input calculation
- Real-time quality control regardless of your location
- Digital WPS documents are always up-to-date and available on the go
- Cloud service is ready to use without any software installations
- Compatible with any welding machine brand
- For manual and robotic welding

Universal solution for managing welding production

Welding quality control. Management of WPS documents and qualification certificates. Monitoring of arc-on time. Heat input calculation. Traceability of individual welds. You name it, WeldEye does it.

The WeldEye welding management software has been developed to make daily welding-related tasks easier and ensure top-notch welding quality with automated processes. Its modular structure is based on several useful functions that serve various industries. Different combinations of the WeldEye modules make sure that the solution matches the scale, characteristics, and needs of your welding production.

WeldEye can be integrated with any welding machine brand. Just connect the Digital Connectivity Module (DCM) to the equipment and pair it with the WeldEye mobile app, and all welding data will flow automatically and wirelessly to the app in real time. Data synchronization to the WeldEye cloud service happens either via mobile network or Wi-Fi connection.

Discover more at www.weldeye.com



WeldEye ArcVision offers real-time and accurate data on your daily welding work. It tracks and records arc-on time and welding parameters for better insight into welding production. Raw data is collected digitally from connected welding stations and uploaded wirelessly to WeldEye ArcVision.



Welding Procedures simplifies and speeds up the management of WPS, WPQR, and pWPS documents. It fits any size and type of company with welding operations and supports most common international welding standards. When creating your own welding procedure specifications, be sure to also check out the integrated drawing tool for weld joint sketching.



Personnel and Qualifications provides efficient tools for managing personnel information and qualification certificates. It includes pre-defined certificate templates that are automatically updated whenever international welding standards change. Prolonging the qualifications is fast and easy, and you will also get expiry notifications by email well in advance.




Quality Control verifies welding quality compliance with welding procedure specifications. By collecting welding parameters and other identifiers from the workstations, it provides 100% traceability for each weld, workpiece, and project. Any deviations will be reported immediately, which enables real-time quality control and ultimately reduces overhead costs. Various useful functions, such as digital work orders, keep you updated on welding progress.

Free WeldEye trials available

Test free of charge with no obligation.

- 3-month trial for WeldEye ArcVision
- 14-day trial for WeldEye for Welding Procedure and Qualification Management

Start free trial at kemp.cc/weldeye-trial



The Digital Connectivity Module (DCM) is natively compatible with Kemppe's FastMig (including X5 FastMig) and new MasterTig product families, and with any other welding equipment model or brand by using the WeldEye adapters. X8 MIG Welder features native connectivity with WeldEye, which means no additional devices are required.



By using the WeldEye mobile application, welders can browse their company's WPS library, receive digital work orders, report work progress, and get feedback on their welds – including heat input values.



The WeldEye dashboard gives you an overview of what is happening in welding production. As a cloud service, WeldEye does not require any software installations and is always up to date. You can easily login via web browser from any device, and monitor welding progress wherever you are.



WeldEye ArcVision

Gain insight into arc-on time and welding parameters

WeldEye ArcVision collects data automatically from all connected welding stations without additional actions from machine users:

- Arc-on time per hour, day, week, or month
- Welding parameters (A; V)
- Filler wire usage (kg)
- Energy consumption (kWh)

Clear visualizations make production analysis straightforward:

- Station-specific data with latest welds
- Arc-on time comparison views
- Real-time use of welding machines on workshop layout
- Machine-specific information, e.g. setup, software versions
- Main view customization options with widgets

Simple solution for monitoring welding productivity

WeldEye ArcVision is an integrated Industry 4.0 solution that tracks and records arc-on time and welding parameters for better insight into welding production. Raw data is collected digitally from connected welding stations and uploaded wirelessly* to WeldEye ArcVision. The data is then visualized into clear tables and graphs that can be filtered based on different needs and viewed conveniently from your laptop's web browser.



Activate your free three-month trial license of WeldEye ArcVision with no obligation. The trial license also includes WeldEye's Welding Procedures module, allowing you to test the digital WPS (dWPS) feature with X5 FastMig.

Read more on weldeye.com

*X5 Wire Feeder APC or Master M 358 models can be connected to WeldEye ArcVision without additional hardware.



Accessories

Wire feeder consumable kits	111
Remote controls	114
Ancillary products	115
2-wheel transport units	118
4-wheel transport units	119



Wire feeder consumable kits

Kemppi wire feeder with original consumables guarantees trouble-free operation in all your demanding application. With high quality consumables you gain excellent stability and exact start and stop accuracy of welding wire.

Kemppi wire feeder consumable kits include consumables that need periodic replacement to keep the wire feeder running and suitable for various welding jobs.

For more information on suitability of consumables, please visit Kemppi Configurator: configurator.kemppi.com

F000318	Fe	0.8-0.9	V	HD
↑ Kit	↑ Material	↑ Size	↑ Groove	↑ Feed Roll
1	2	3	4	5

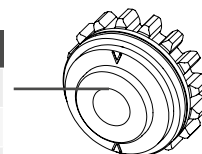


Typical wire feed mechanism

1	Contents of the kit *		
2	Lower feed roll (Metal)		
2	Upper feed roll (Metal)		
1	Middle guide tube (Plastic)		
1	Outlet guide tube (Metal)		
1	Inlet guide tube (Metal)		

* This is an example of a typical consumable kit. The number of feed rolls depends on the wire feeder type.


4	Groove type		
U	U Groove		
V	Plain V Groove		
VK	Knurled V Groove		
T	Trapezoid groove		



2	Material of the wire			
Fe	Steel	MC	Metal-cored wire	
Al	Aluminium	Cu	Copper	
FC	Flux-cored wire	Ss	Stainless steel	

5	Feed Roll	
-	Standard, plastic feed roll	
HD	Heavy duty, metal feed roll	

3	Size of the wire (mm)		
	1	ø 0.6	
	1	ø 0.8-0.9	
	1	ø 1.0	
	1	ø 1.2	
	1	ø 1.4	
	1	ø 1.6	
	1	ø 2.0	
	1	ø 2.4	



For more information on suitability of consumables, please visit Kemppi Configurator at <https://configurator.kemppi.com/>

Wire feeder consumable kits

Kempact RA 181A, 251 R, 251 A

F000241	Al	1.0	U	-
F000242	Al	1.2	U	-
F000333	Cu	0,6	V	-
F000236	Cu	0.8-0.9	V	-
F000237	Cu	1.0	V	-
F000238	Cu	1.2	V	-
F000333	Fe	0,6	V	-
F000236	Fe	0.8-0.9	V	-
F000237	Fe	1.0	V	-
F000238	Fe	1.2	V	-
F000239	MC/FC	1.0	VK	-
F000240	MC/FC	1.2	VK	-
F000333	Ss	0.6	V	-
F000236	Ss	0.8-0.9	V	-
F000237	Ss	1.0	V	-
F000238	Ss	1.2	V	-

Kempact RA 253R, 253A, 253RMW, 253AMV, 323R, 323A, 323RMV, 323AMV

F000234	Al	1.0	U	-
F000235	Al	1.2	U	-
F000330	Fe	0.8-0.9	V	-
F000331	Fe	1.0	V	-
F000332	Fe	1.2	V	-
F000329	Fe, Cu	0.6	V	-
F000229	Fe, Cu	0.8-0.9	V	-
F000230	Fe, Cu	1.0	V	-
F000231	Fe, Cu	1.2	V	-
F000330	MC/FC	0.8-0.9	V	-
F000331	MC/FC	1.0	V	-
F000332	MC/FC	1.2	V	-
F000232	MC/FC	1.0	VK	-
F000233	MC/FC	1.2	VK	-
F000329	Ss	0.6	V	-

F000229	Ss	0.8-0.9	V	-
F000230	Ss	1.0	V	-
F000231	Ss	1.2	V	-


X8 Wire Feeder

F000451	Al	1.0	U	-
F000452	Al	1.2	U	-
F000453	Al	1.4	U	-
F000454	Al	1.6	U	-
F000421	Fe	0.8-0.9	V	-
F000427	Fe	0.8-0.9	V	HD
F000439	Fe	0.8-0.9	V	HD
F000422	Fe	1.0	V	-
F000428	Fe	1.0	V	HD
F000440	Fe	1.0	V	HD
F000423	Fe	1.2	V	-
F000429	Fe	1.2	V	HD
F000463	Fe	1.2	V	HD
F000424	Fe	1.6	V	-
F000430	Fe	1.6	V	HD
F000441	Fe	1.6	V	HD
F000425	Fe	2,0	V	-
F000426	Fe	2,4	V	-
F000431	Fe, Cu	0.6	V	-
F000432	Fe, Cu	0.8-0.9	V	-
F000433	Fe, Cu	1.0	V	-
F000434	Fe, Cu	1.2	V	-
F000435	Fe, Cu	1.4	V	-
F000436	Fe, Cu	1.6	V	-
F000437	Fe, Cu	2.0	V	-
F000438	Fe, Cu	2.4	V	-
F000421	MC/FC	0.8-0.9	V	-
F000427	MC/FC	0.8-0.9	V	HD
F000422	MC/FC	1.0	V	-
F000428	MC/FC	1.0	V	HD
F000442	MC/FC	1.0	VK	-
F000447	MC/FC	1.0	VK	HD
F000423	MC/FC	1.2	V	-

F000429	MC/FC	1.2	V	HD
F000443	MC/FC	1.2	VK	-
F000448	MC/FC	1.2	VK	HD
F000444	MC/FC	1.4-1.6	VK	-
F000449	MC/FC	1.4-1.6	VK	HD
F000424	MC/FC	1.6	V	-
F000430	MC/FC	1.6	V	HD
F000425	MC/FC	2,0	V	-
F000426	MC/FC	2,4	V	-
F000445	MC/FC	2.0	VK	-
F000450	MC/FC	2.0	VK	HD
F000446	MC/FC	2.4	VK	-
F000431	Ss	0.6	V	-
F000432	Ss	0.8-0.9	V	-
F000439	Ss	0.8-0.9	V	HD
F000433	Ss	1.0	V	-
F000440	Ss	1.0	V	HD
F000434	Ss	1.2	V	-
F000463	Ss	1.2	V	HD
F000435	Ss	1.4	V	-
F000436	Ss	1.6	V	-
F000441	Ss	1.6	V	HD
F000437	Ss	2.0	V	-
F000438	Ss	2.4	V	-

X8 SuperSnake

F000464	Fe	1.0	V	-
F000465	Fe	1.2	V	-
F000466	Fe	1.6	V	-
F000466	Fe	1.6	V	HD
F000468	Fe	1.2	V	HD
F000469	Fe	1.6	V	HD
F000470	Ss	1.0	V	-
F000471	Ss	1.2	V	-
F000472	Ss	1.4	V	-
F000473	Ss	1.6	V	-
F000474	Ss	1.0	V	HD
F000475	Ss	1.2	V	HD



U = U Groove
V = Plain V Groove
VK = Knurled V Groove
T = Trapezoid Groove
- = Standard (contains plastic feed roll)
HD = Heavy Duty kit (contains metal feed rolls)
MC/FC = Metal/Flux Cored

For more information on suitability of consumables, please visit Kemppi Configurator at <https://configurator.kemppi.com/>

F000318	Fe	0.8-0.9	V	HD
↑	↑	↑	↑	↑
Package	Material	Size	Groove	Feed Roll

F000476	Ss	1.6	V	HD
F000478	MC/FC	1.2	VK	-
F000479	MC/FC	1.4-1.6	VK	-
F000481	MC/FC	1.2	VK	HD
F000482	MC/FC	1.4-1.6	VK	HD
F000484	Al	1.2	U	-
F000485	Al	1.4	U	-
F000486	Al	1.6	U	-

SuperSnake GT02 / SW

W004280	Al	1.2	U	-
W010104	Al	1.6	U	-
W004276	Fe	0.8-0.9	V	-
W004277	Fe	1.0	V	-
W004278	Fe	1.2	V	-
W004279	Fe	1.6	V	-
W004281	MC/FC	1.2	VK	-
W006608	MC/FC	1.6	VK	-

SuperSnake GTX

F000507	FE	1.0	V	-
F000508	FE	1.2	V	-
F000509	FE	1.6	V	-
F000510	FE	1.0	V	HD
F000511	FE	1.2	V	HD
F000512	FE	1.6	V	HD
F000513	SS	1.0	V	-
F000514	SS	1.2	V	-
F000515	SS	1.4	V	-
F000516	SS	1.6	V	-
F000517	SS	1.0	V	HD
F000518	SS	1.2	V	HD
F000519	SS	1.6	V	HD
F000520	MC/FC	1.2	VK	-
F000521	MC/FC	1.4-1.6	VK	-
F000522	MC/FC	1.2	VK	HD
F000523	MC/FC	1.4-1.6	VK	HD
F000524	AL	1.2	U	-
F000525	AL	1.4	U	-
F000526	AL	1.6	U	-

X5 FastMig, X5 FastMig Pulse

F000455	Ss (FE, CU)	0.8-0.9	V	-
F000456	Ss (FE, CU)	Ss (FE, CU)	V	-
F000457	Ss (FE, CU)	1.2	V	-
F000458	Ss (FE)	0.8-0.9	V	HD
F000459	Ss (FE)	1.0	V	HD
F000460	Ss (FE)	1.2	V	HD
F000461	Al	1.0	U	-
F000462	Al	1.2	U	-
F000488	FE (MC/FC)	0.8-0.9	V	-
F000489	FE (MC/FC)	1.0	V	-
F000490	FE (MC/FC)	1.2	V	-
F000491	FE (MC/FC)	1.6	V	-
F000492	FE (MC/FC)	0.8-0.9	V	HD
F000493	FE (MC/FC)	1.0	V	HD
F000494	FE (MC/FC)	1.2	V	HD
F000495	FE (MC/FC)	1.6	V	HD
F000496	Ss (FE, CU)	1.4	V	-
F000497	Ss (FE, CU)	1.6	V	-
F000498	Ss (FE)	1.6	V	HD
F000499	MC/FC	1.0	VK	-
F000500	MC/FC	1.2	VK	-
F000501	MC/FC	1.4-1.6	VK	-
F000502	MC/FC	1.0	VK	HD
F000503	MC/FC	1.2	VK	HD
F000504	MC/FC	1.4-1.6	VK	HD
F000505	MC/FC	2.0	VK	HD
F000506	Al	1.6	U	-

Master M 205, 323

F000527	FE (MC/FC)	0.8-0.9	V	-
F000528	FE (MC/FC)	1.0	V	-
F000529	FE (MC/FC)	1.2	V	-
F000530	FE (MC/FC)	0.8-0.9	V	HD
F000531	FE (MC/FC)	1.0	V	HD
F000532	FE (MC/FC)	1.2	V	HD
F000533	SS, CU (FE)	0.8-0.9	V	-
F000534	SS, CU (FE)	1.0	V	-
F000535	SS, CU (FE)	1.2	V	-

F000536	MC/FC	1.0	VK	-
F000537	MC/FC	1.2	VK	-
F000538	MC/FC	1.4-1.6	VK	-
F000539	MC/FC	1.0	VK	HD
F000540	MC/FC	1.2	VK	HD
F000541	MC/FC	1.4-1.6	VK	HD
F000542	AL	1.0	U	-
F000543	AL	1.2	U	-

Master M 353, 355, 358

F000455	Ss (FE, Cu)	0.8-0.9	V	-
F000456	Ss (FE, Cu)	1.0	V	-
F000457	Ss (FE, Cu)	1.2	V	-
F000458	Ss (FE)	0.8-0.9	V	HD
F000459	Ss (FE)	1.0	V	HD
F000460	Ss (FE)	1.2	V	HD
F000461	Al	1.0	U	-
F000462	Al	1.2	U	-
F000488	FE (MC/FC)	0.8-0.9	V	-
F000489	FE (MC/FC)	1.0	V	-
F000490	FE (MC/FC)	1.2	V	-
F000492	FE (MC/FC)	0.8-0.9	V	HD
F000493	FE (MC/FC)	1.0	V	HD
F000494	FE (MC/FC)	1.2	V	HD
F000494	FE (MC/FC)	1.2	V	HD
F000499	MC/FE	1.0	VK	-
F000500	MC/FE	1.2	VK	-
F000502	MC/FE	1.0	VK	HD
F000503	MC/FE	1.2	VK	HD

Remote controls



R10

R20

Increase welding quality, work efficiency, comfort and safety with appropriate, easy to use remote controls. Gun remotes, hand-held and pedal control units reduce the need for movement between workplace and power source, increasing work efficiency and reducing fatigue.

Remote controls	R10	R10	R20
Length (m)	5	10	5
Order code	6185409	618540901	6185419
Minarc 220	•	•	
MinarcTig	•	•	
KempGouge ARC 800	•	•	
Master S	•	•	

R11F

FR43

FR45

HR40

HR43

HR45



Remote controls	R11F	FR43	FR45	HR40	HR43	HR45
Length (m)	5	5		5	5	
Order code	6185407	FR43	FR45	HR40	HR43	HR45
Master M				•	•	
MasterTig		•	•		•	•
MinarcTig	•					
Master 315					•	•
X5 FastMig				•	•	

Ancillary products



Earth clamps/Connection		Order code
Kemppi 200, 200A	25...35 mm, cable shoe connection ø 6 mm	9871531
Kemppi 300, 300A	50...70 mm, cable shoe connection ø 6 mm, copper braid between the connector jaws	9871540
Kemppi 500, 500A	70...95 mm, cable shoe connection ø 8 mm, copper braid between the connector jaws	9871541
Kemppi G- 600, 600A	35...120 mm, cable connection with hex screw, brass frame, screw-type	9871560



Electrode holders	60/35 % ED, current rating	Weight (g) / cable size (mm ²)	Order code
KEMMPI 300	150/200, 300 A	321/16–25	9871021
KEMMPI 400	200/250, 400 A	421/16–25	9871031
URANIA 5	250/300, 500 A	500/35–50	9871041
URANIA 6	300/400, 600 A	855/50–70	9871051
MYKING 200	200 A	285/10–25	9871060
MYKING 450	450 A	485/35–70	9871070
MYKING 600	600 A	535/50–70	9871080

All have a copper alloy frame and cable connection with a hex screw



Cable connectors		Order code	Order code
Current durability A	Cable mm ²	Male	Female
200	10...25	9771650	9771626
250	35	9771671	9771628
315	50	9771670	9771627
400	70	9771680	9771629
500	95		9771630
600	95	9771681	
Branch connector (1 male and 2 female connections)	70/90		9771637
Adapter Euro-Dix	70/95	SP801140	

Ancillary products

	Ordering code	X8 Welder	X5 FastMig
Wire Feeder Rotating Plate	X8702010000	•	•
Double Wire Feeder Rotating Plate	X8702020000	•	
Wire Feeder Counterbalance Arm	X8702030000	•	
Wire Feeder Hanger For Boom	X8702040000	•	
Cable Rack	X8701030000	•	
Accessory Tray	X8701040000	•	
X5 Rotating Plate	SP801116		•
Double Wire Feeder Rotating Plate	X5702070000		•
Wire Feeder Counterbalance Arm	X5702060000		•
Wire Feeder Hanger For Boom	X5702040000		•
Accessory Tray	X5701040000		•



WIRE FEEDER
ROTATING PLATE



DOUBLE WIRE
FEEDER ROTATING
PLATE



COUNTER BALANCE
ARM



WIRE FEEDER
HANGER FOR BOOM



CABLE RACK



ACCESSORY
TRAY

Euro adapter for MinarcMig and MinarcMig Evo	
Euro adapter kit	W008366
Wire liner, 0.6–0.8 mm for Euro adapter	SP008578
Red wire liner, 0.9–1.0 mm for Euro adapter	SP008856

Gun holders	
GH 10 Gun Holder	6256010
GH 20 Gun Holder	6256020
GH 30 Gun Holder	6256030



EURO ADAPTER FOR MINARCMIG AND MINARCMIG EVO



GH 10 GUN HOLDER

GH 20 GUN HOLDER

GH 30 GUN HOLDER

Gun holders are primarily intended to be attached to welding machines, but they can also be attached to transport units and welding tables.

2-wheel transport units



MST 400*



T25MT



X5 Trolley Cart



T22M



T32A



S10M Skies



T35A

* Recommended for smaller gas bottle sizes

	Order code	Weight, kg	MasterTig 235 ACDC	MasterTig 325 DC	MasterTig 425 DC	Master M 353	Master M 355	Master M 358	Master M 205 and 323	MinarcMig and MinarcMig Evo	Minarc Tig and MinarcTig Evo	Minarc 220	X5 FastMig	Master 315
MST 400	6185294	11.8												
T22MT	T22MT													
T25MT	T25MT	31												
T32A	T32A													
T35A	T35A													
S10M Skies	S10M													
X5 Trolley Cart	X5701030000													

4-wheel transport units



P45MT



X5 Gas Cylinder Cart

X8 Gas
Cylinder CartX8 MIG Welder
wheel set

P43MT

	Order code	Weight, kg	MasterTig 235 ACDC	MasterTig 325 DC	MasterTig 425 DC	Master M 353	Master M 355	Master M 358	Master 315	X8 MIG Welder	MasterTig 535 ACDC	X5 FastMig
P45MT	P45MT	30,5	•	•	•	•	•	•	•			
P43MT	P43MT	13,5	•	•	•	•	•	•	•			
X8 Gas Cylinder Cart	X8701020000									•		
X8 Wheel Set (included in power source)	X8701010000									•		
X5 Gas Cylinder Cart	X5701020000										•	•

* Bracket W002731 is required in MV models.

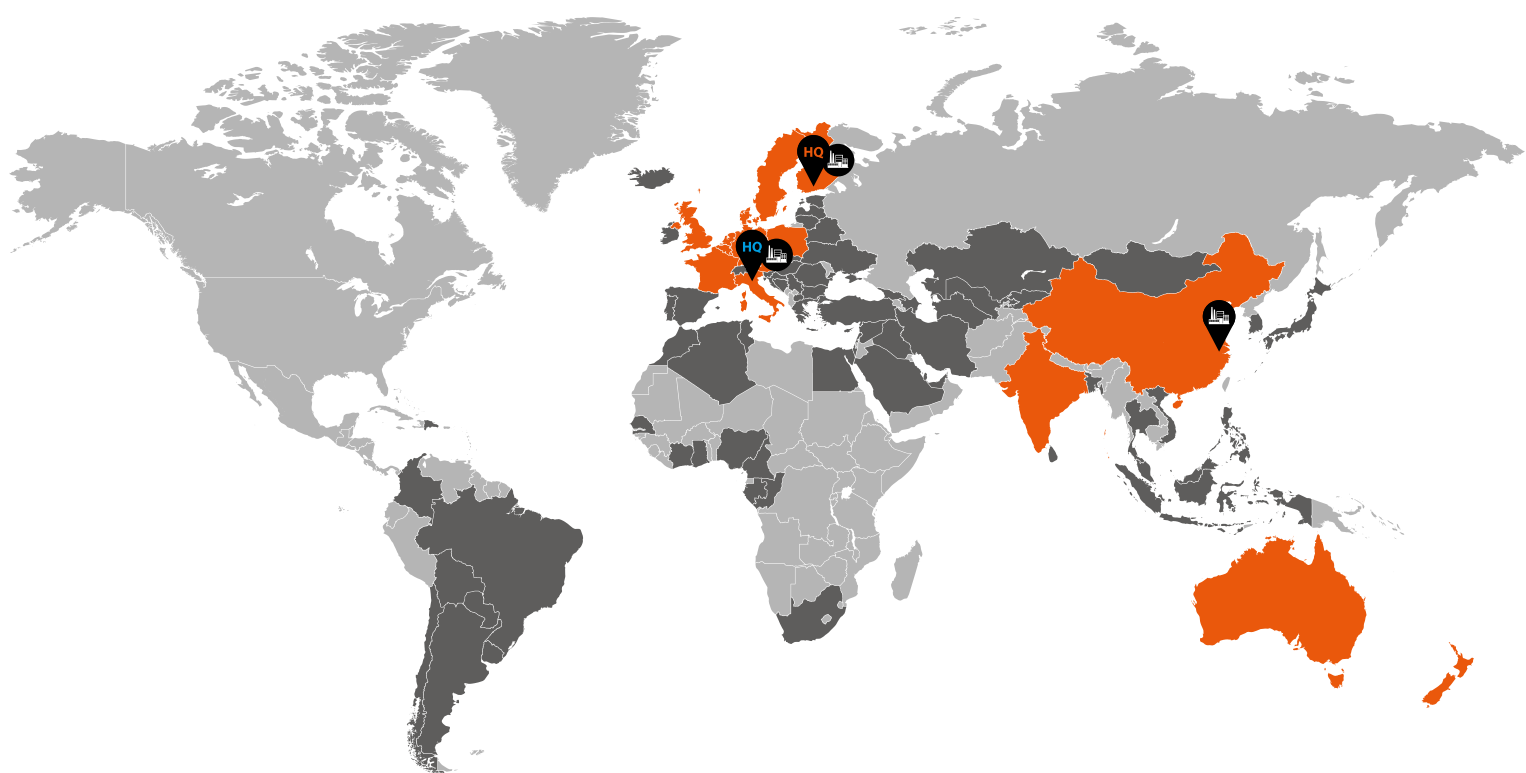
X5 Wire Feeder Trolley



X5 Wire Feeder 2-wheel Trolley



	Order code	Weight kg	X5 Wire Feeder 300	X5 Wire Feeder 300HD	X8 Wire Feeder
X5 Wire Feeder Trolley	X5702020000	9,5	•	•	•
X5 Wire Feeder 2-wheel Trolley	X5702010000	9,7	•	•	•



Kemppi reserves the right to change the information in this catalogue.
For the most up-to-date information, please check the offering at www.kemppi.com.

Contact information

Kemppi Oy

Head office, production, distributor and domestic sales

P.O. Box 13 (Kempinkatu 1)
15801 LAHTI
FINLAND
Tel. +358 3 899 11

Kemppi Australia Pty Ltd

Unit 2, 463 Victoria Street
Wetherill Park NSW 2164
Sydney
AUSTRALIA
Tel. +61 2 8785 2000
e-mail: sales.au@kemppi.com

Kemppi Benelux B.V.

Minervum 7284
4817 ZM Breda
THE NETHERLANDS
Tel. +31 76 571 7750
e-mail: sales.nl@kemppi.com

Kemppi Benelux B.V.

Belgium
Tel. +32 15 212 880
e-mail: sales.nl@kemppi.com

Kemppi Danmark A/S

Literbuen 9
2740 Skovlunde
DENMARK
Tel. +45 4494 1677
e-mail: sales.dk@kemppi.com

Kemppi France S.A.S

65 Avenue de la Couronne des Prés
78681 Épône Cedex
FRANCE
Tel. + 33 (0) 1 30 90 04 40
e-mail: vente.fr@kemppi.com

Kemppi GmbH

Perchstetten 10
35428 Langgöns
GERMANY
Tel. +49 6403 7792 0
e-mail: sales.de@kemppi.com

Kemppi India Private Limited

Ingale Industrial Park
Shed 1, GAT No – 339/3
Village Mahalunge Ingale
Tal. Khed, Dist. Pune Phase 1
Chakan MIDC, Pune – 410501
INDIA
Tel. +91 2135-684450
e-mail: sales.india@kemppi.com

Kemppi Italy S.R.L

Via Del Lavoro 8
36020 Castegnero, Italia
ITALY
Tel. +39 0444739850
sales.it@kemppi.com

Kemppi Norge A/S

Danholmen 19
3115 Tønsberg
Postboks 2151, Postterminalen
3103 Tønsberg
NORWAY
Tel. +47 33 34 60 00
e-mail: sales.no@kemppi.com

Kemppi Sp. z o.o.

ul. Kolonijna 3
03-565 Warszawa
POLAND
Tel. +48 22 7815301
e-mail: info.pl@kemppi.com

Kemppi Sverige AB

Kung Hans väg 3
19268 Sollentuna
SWEDEN
Tel. +46-8-590 783 00
e-mail: sales.se@kemppi.com

Kemppi (U.K) Ltd.

Martti Kemppi Building
Priory Business Park
Fraser Road
Bedford, MK44 3WH
UNITED KINGDOM
Tel. +44 845 6444201
e-mail: sales.uk@kemppi.com

Kemppi Welding Technology (Beijing) Co., Ltd.

5/F, Building #29,
No.18,13th Kechuang Street,
VPark, BDA Beijing,
100176 Beijing
CHINA
Tel. +86 10 6787 6064
e-mail: sales.cn@kemppi.com

Special symbols



4-roll wire drive



2-roll wire drive



Water cooling option



Direct and pulsed
current output



Supply frequency



Alternating, direct and
pulsed current output



Constant voltage
output



Constant current
output



Constant current and
constant voltage output



Requires single phase
supply



Requires three
phase supply



Multi-voltage unit



Energy efficient
compared to
alternative product
options

For a full list of Kemppt sales companies, distributors and dealers, visit www.kemppi.com

Designed for welders

Forerunner in arc welding. Kemppi is the design leader in the arc welding industry. We are committed to boosting the quality and productivity of welding by continuous development of the welding arc and by working for a greener and more equal world. Kemppi supplies sustainable products, digital solutions, and services for professionals from industrial welding companies to single contractors. The usability and reliability of our products is our guiding principle. We operate with a highly skilled partner network covering over 70 countries to make its expertise locally available. Headquartered in Lahti, Finland, Kemppi employs close to 800 professionals in 16 countries and has a revenue of 195 MEUR in 2022.

Kemppi - Designed for welders

www.kemppi.com

